

4-Input 4K60 Multiview Processor for NetworkHD™

NHD-0401-MV

WyreStorm®

Quickstart Guide

💡 WyreStorm recommends reading through this document in its entirety to become familiar with the product's features prior to starting the installation process.

NETWORKHD 2160p 4:4:4 60 HDMI HDCP 2.2

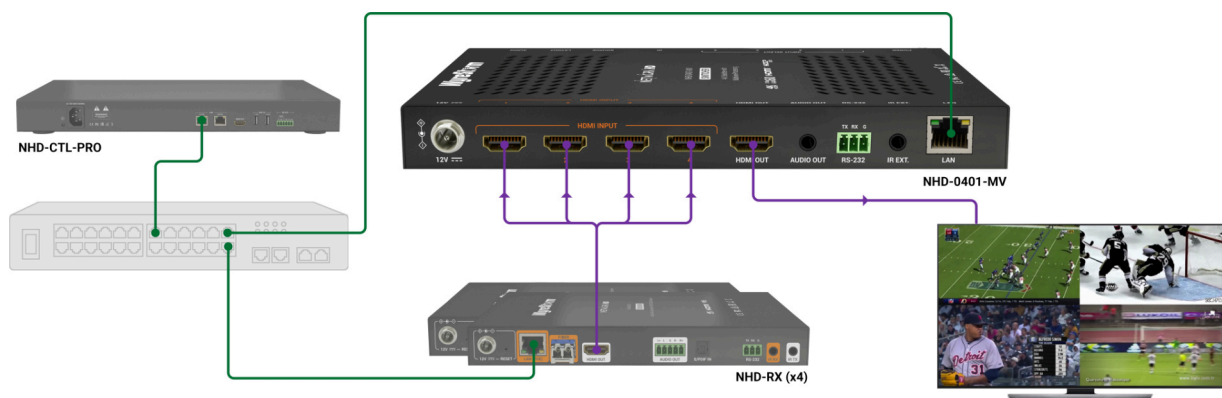
⚠️ IMPORTANT! Installation Requirements

- Read through the [Wiring and Connections](#) section for important wiring guidelines before creating or choosing premade cables.
- Visit the product pages to download the latest firmware, document version, additional documentation, and configuration tools.

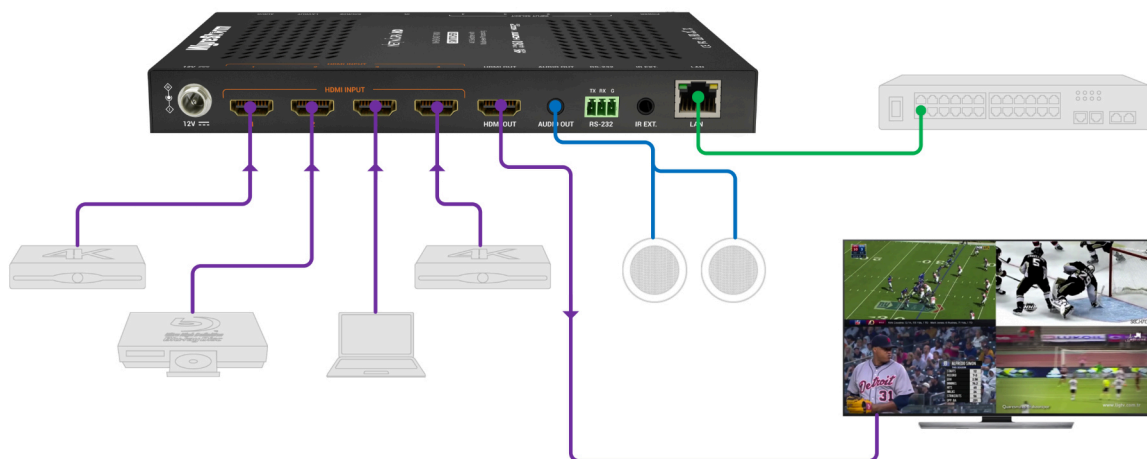
In the Box

- 1x NHD-0401-MV Switcher
- 1x 12V 2A Power Supply (US/UK/EU/AU)
- 1x IR Remote
- 1x IR Receiver Cable
- 1x 3-Pin terminal Block
- 4x Wall Mounting Brackets
- 2x Rack Mounting Brackets
- 1x Quickstart Guide (This Document)

Wiring Diagram - NetworkHD Solution



Wiring Diagram - Standalone Solution




Wiring and Connections

WyreStorm recommends that all wiring for the installation is run and terminated prior to making connections to the switcher. Read through this section in its entirety before running or terminating any wires to ensure proper operation and to avoid damaging the equipment.

⚠️ IMPORTANT! Wiring Guidelines

- The use of patch panels, wall plates, cable transmitters, kinks in cables, and electrical or environmental interference will have an adverse effect on signal transmission which may limit performance. Steps should be taken to minimize or remove these factors completely during installation for best results.
- WyreStorm recommends using pre-terminated VGA, HDMI, DP and USB cables due to the complexity of these connector types. Using pre-terminated cables will ensure that these connections are accurate and will not interfere with the performance of the product.

HDMI Cable Performance Guide



Communication and Connections

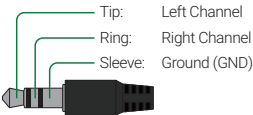
RS-232 Wiring

The NHD-0401-MV uses a 3-pin RS-232 with no hardware flow control. Most control systems and computers are DTE where pin 2 is RX, this can vary from device to device. Refer to the documentation for the connected device for pin functionally to ensure that the correct connections can be made.

	WyreStorm Connector		3rd Party Device
	Pin 1	TX (Transmit)	---> To ---> RX (Receive)
	Pin 2	RX (Receive)	---> To ---> TX (Transmit)
	Pin 3	G (Ground)	---> To ---> G (Ground)

Audio Connections

The audio connection uses a 3.5mm (1/8in) TRS stereo jack.



Setup and Configuration

The NHD-0401-MV is designed to work natively with the NHD-CTL-PRO for management, setup and configurations. However, the NHD-0401-MV can also be used as a standalone multiview switcher.

Setup via the NHD-CTL-PRO

The NHD-CTL-PRO will automatically locate and display the NHD-0401-MV in its web interface. Ensure that the NHD-CTL-PRO and NHD-0401-MV are in the same IP address range.

Setup as a Standalone Switcher

The NHD-0401-MV contains a web interface that can be accessed directly by entering it's IP address into a web browser. The switcher can also be controlled via API commands from a 3rd-party control system. Communication settings are listed.

RS-232 and IP Settings

Baud Rate:	115200
Data Bits:	8bits
Parity:	None
Stop Bits:	1bit
Flow Control:	None
Default IP Address:	DHCP
Default IP Port:	23

Troubleshooting

No or Poor Quality Picture (snow or noisy image)

- Verify that power is being supplied to the switcher
- Verify that all HDMI connections are not loose and are functioning properly.
- Verify that the output resolution of the source and display is supported by this switcher.
- Configure EDID Settings to a lower resolution.
- If transmitting 3D or 4K, verify that the HDMI cables used are 3D or 4K rated.

No or Intermittent 3rd party Device Control

Verify that the IR, LAN or RS-232 cables are properly terminated.

NHD-CTL-PRO Won't Find Switcher

- Verify that both the switcher and controller are in the same IP address range
- Ensure firmware is update to date

Warranty Information

WyreStorm Technologies ProAV Corporation warrants that its products to be free from defects in material and workmanship under normal use for a period of five (5) years from the date of purchase. Refer to the Product Warranty page on wyrestorm.com for more details on our limited product warranty.

