

# SONY



## VPL-D200 Series

Corporate Projectors

VPL-DW240 VPL-DX270

VPL-DX240 VPL-DX220



BrightEra™ HDMI



## Projectors for corporate meeting rooms, offering high performance and superior ease of use

The features of the VPL-D200 Series are well suited to a **wide range of corporate applications.**

<b>VPL-DW240</b>	<b>VPL-DX270</b>	<b>VPL-DX240</b>	<b>VPL-DX220</b>
WXGA	XGA	XGA	XGA
3000 lm	3500 lm	3200 lm	2700 lm
HDMI input 2	HDMI input 2	HDMI input 2	HDMI input 1

# Compact and Stylish Design

An improved compact and transportable design makes it easy to bring these projectors anywhere.



# Bright and Vivid Image for Various Scenes

The D200 Series projects all types of content beautifully.



# Make Your Meetings Memorable

Multiple connection capabilities, (cable, throw, mirroring) via 2X HDMI input, HDMI dongle with power supply allows you to concurrently connect devices from PCs and smart devices to support the widest variety of content and meeting styles.



# High Image Quality

## Various Picture Modes

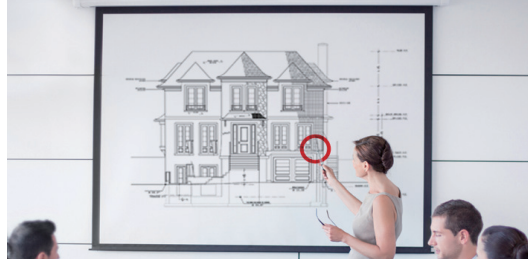
A new Vivid Mode offers a much more brilliant colour experience with D200 Series projectors. Each projector has seven available picture modes for correct picture quality: Vivid, Dynamic, Standard, Presentation, Blackboard, Whiteboard, and Cinema. With seven picture modes and three brightness modes combined, you can create the optimal image by selecting the most suitable picture/brightness combination according to the picture source and environment.

### Vivid



Strongly emphasizes colours and brightness to produce eye-catching content.

### Presentation



The picture is ideal to deliver a presentation under fluorescent lights in offices.

### Dynamic



Emphasizes contrast to produce rich colour especially with stable and well-adjusted white colour

### Whiteboard/Blackboard



Optimized to deliver clear images on a blackboard/whiteboard in the classroom, supporting teaching when there is no projection screen

### Standard

Delivers an image that is natural and well balanced



### Cinema

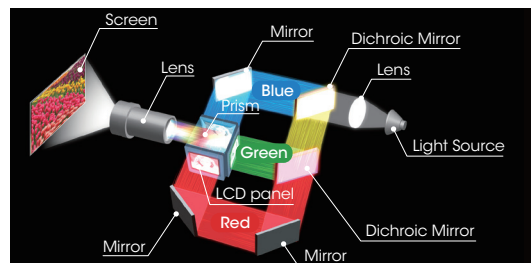
Fine-tuned to enjoy watching movies at home



## Natural and Vivid Colour Images

The Sony BrightEra\* 3LCD panels separates the lamp output light into the three primary colours (red, green and blue) that deliver improved light resistance, increased panel reliability and higher brightness to reproduce images that are bright, natural, and gentle on the eye.

\* Sony Brightera technology used with the VPL-DX240, VPL-DW240 and VPL-DX270



## EASY to USE


### Connectivity: 2 HDMI + USB Power Supply

With two HDMI ports and one USB power supply port, you can concurrently connect PCs and any dongle\* you own (a small device with an HDMI port, which offers various functions to widen usage).

\* Available from third-party suppliers.


### Mirroring

When using Miracast-compatible dongle, you can directly project the screen of your PC and tablets.



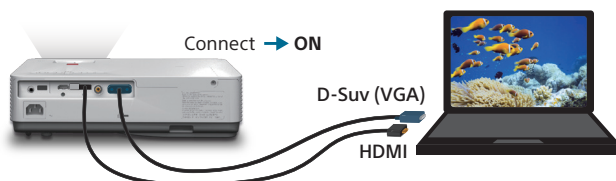
### Stick PC Connection

Applicable for high-spec stick PC connection; the space between the two HDMI ports is wide enough to connect a stick PC in one port and also means that another HDMI connection is available. The power supply ability is up to 5V2A.



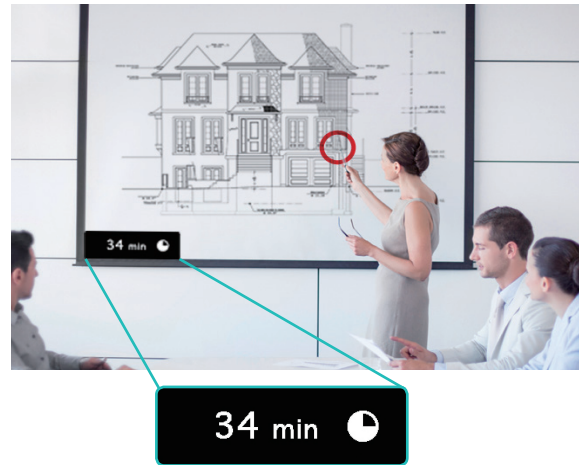
### Auto Start

When a VGA or HDMI signal is detected from the PC, the light power of the projector automatically turns on.



### Presentation Timer

Using the presentation timer function, you can easily manage the presentation time. This function is helpful when there is a strictly determined presentation duration. By managing the meeting time, the projector can also enhance all participants' awareness of the passage of time and help them concentrate during the meeting.



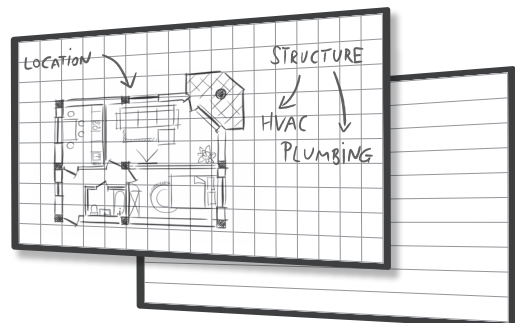
### Audio Out for Active Speakers

Allows you to direct audio from a connected speaker when video is input by HDMI connection. You can choose the size/sound of the speaker depending on the usage environment.



### Convenient Templates

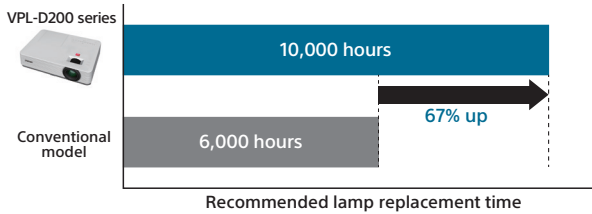
Four templates (with various grid and ruled lines on black or white backgrounds) are pre-installed; you can simply access them by pressing the PATTERN button. By projecting onto a blackboard or whiteboard, the template can help you to write parallel characters and draw clean lines.



## Good TCO

### Energy Efficient With Long—Lasting Lamp Replacement Time (10,000 hours)


The lamp driver optimally controls the wattage of the lamp and achieves a long-lasting lamp replacement time of 10,000 hours with lamp brightness set to low.



NOTE: Except VPL-DX220

## Auto Mode

The brightness of the lamp's output is automatically adjusted depending on the brightness of the projected image, to avoid unnecessary power consumption. When showing darker images that don't require high brightness, lamp output decreases.



## Ease of Use

### Top-side Lamp Access

This access allows you to realize quick maintenance without dismounting the projector from its ceiling mount.

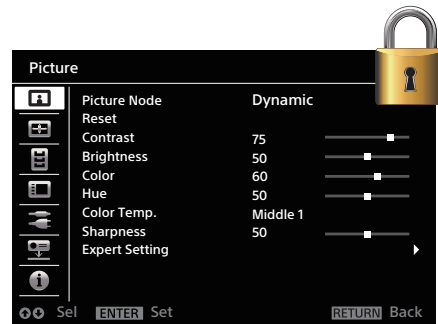
### Menu Setting Lock

Protect unexpected setting change.

Reduce the labor hour to reset the settings.

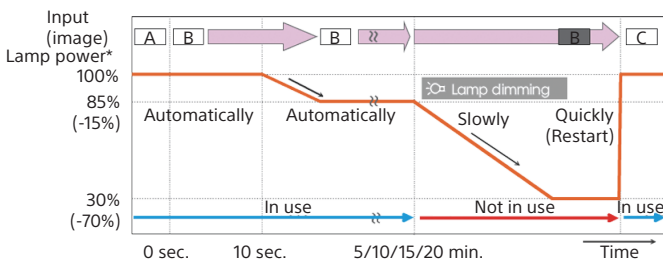
### Temporary Lock Mode

Other than full lock mode, temporary lock mode is also available. While keeping the most frequently used setting as the one that appears at startup, you can also temporarily change the setting when required. With this function, you can protect the projector from unexpected setting changes.



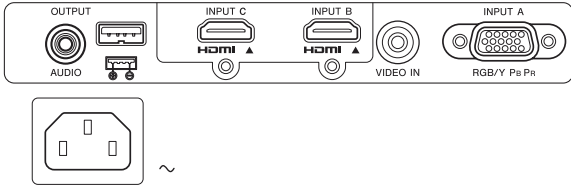
## Lamp Dimming Function

After 10 seconds of a static signal feed, the lamp dims by approximate 15% which is hardly noticeable. If one of these projectors is left powered on while not in use, after a set period of time it will automatically detect no change of signal input and will dim the lamp to as low as approximate 30% of original brightness to significantly reduce energy consumption.

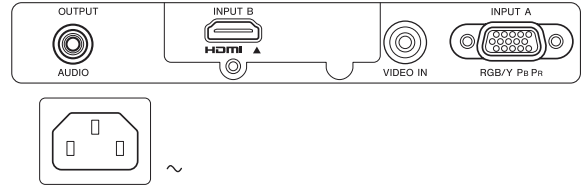


# CONNECTOR PANELS

VPL-DX240/DX270/DW240



VPL-DX220

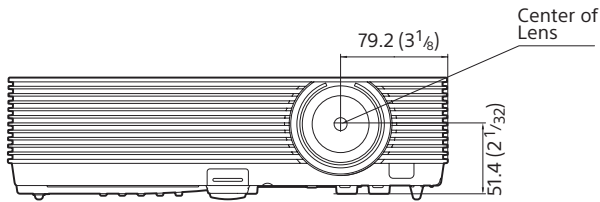


# DIMENSIONS

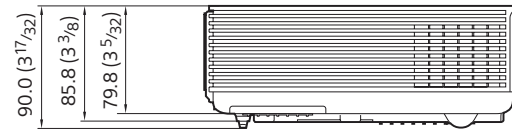
VPL-DX270/DX240/DW240/VPL-DX220

Unit: mm (inches)

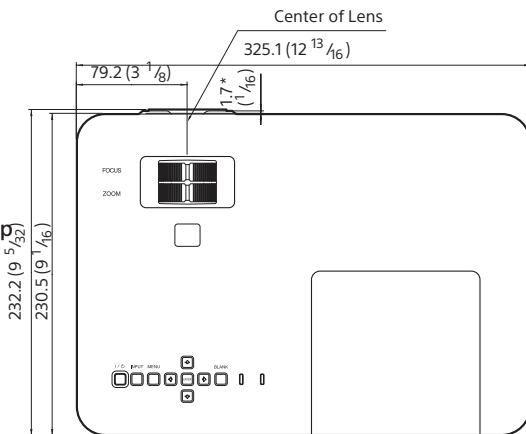
Front



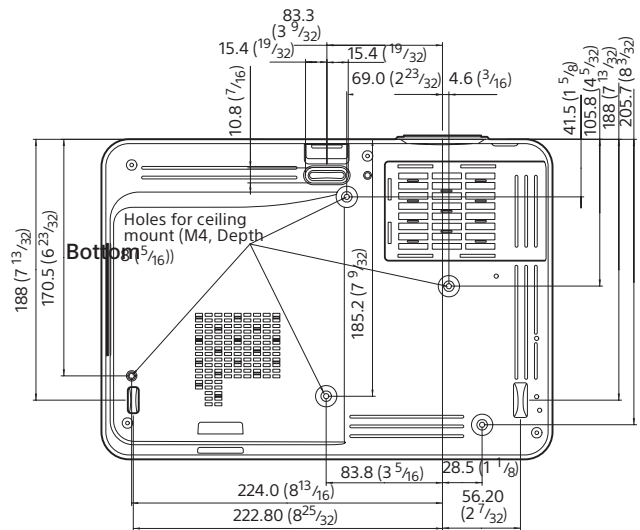
Side



Top



Bottom



# SPECIFICATIONS

		VPL-DW240	VPL-DX270	VPL-DX240	VPL-DX220
Display system	3 LCD system				
Display device	Size of effective display area	0.59" (15 mm) x 3 BrightEra Aspect ratio: 16:10	0.63" (16 mm) x 3 BrightEra Aspect ratio: 4:3	0.63" (16 mm) x 3 Aspect ratio: 4:3	
	Number of pixels	3,072,000 (1280 x 800 x 3) pixels	2,359,296 (1024 x 768 x 3) pixels		
Projection lens	Zoom	Optical: Manual (Approx. x 1.3)			Optical: Manual (Approx. x 1.2)
	Focus	Manual			
	Throw ratio	1.36:1 to 1.77:1	1.37:1 to 1.80:1	1.47:1 to 1.77:1	
Light source	Ultra high pressure mercury lamp 215 W type				
Recommended lamp replacement time*1 (Lamp mode: High / Standard / Low)	3000 H / 5000 H / 10000 H				3000 H / 5000 H / 6000 H
Filter cleaning cycle*1	Max. 1000 H				
Screen size	30" to 300" (0.76 m to 7.62 m)				
Colour and White Light output*2 (Lamp mode: High / Standard / Low)	3000 lm / 2200 lm / 1900 lm	3500 lm / 2600 lm / 2200 lm	3200 lm / 2300 lm / 2000 lm	2700 lm / 2000 lm / 1700 lm	
Contrast ratio (full white / full black)*3	4000:1				3000:1
Displayable scanning frequency	Horizontal	19 kHz to 92 kHz			
	Vertical	48 Hz to 92 Hz			
Display resolution	Computer signal input	Maximum display resolution: UXGA 1600 x 1200 dots*4			
	Video signal input	Panel display resolution: 1280 x 800 dots	Panel display resolution: 1024 x 768 dots		
		NTSC, PAL, SECAM, 480/60i, 576/50i, 480/60p, 576/50p, 720/60p, 720/50p, 1080/60i, 1080/50i, The following items are available for digital signal (HDMI input) only. 1080/60p, 1080/50p			
Colour system	NTSC3.58, PAL, SECAM, NTSC4.43, PAL-M, PAL-N				
Keystone correction	Max. Vertical: +/- 30 degrees				
OSD language	27-languages (English, Dutch, French, Italian, German, Spanish, Portuguese, Turkish, Polish, Russian, Swedish, Norwegian, Japanese, Simplified Chinese, Traditional Chinese, Korean, Thai, Vietnamese, Arabic, Farsi, Finnish, Indonesian, Hungarian, Greek, Czech, Slovak, Romanian)				
Computer and video signal input/output	INPUT A	RGB / Y Pb Pr input connector: Mini D-sub 15-pin (female)			
	INPUT B	HDMI input connector: HDMI 19-pin, HDCP support, audio support			
	INPUT C*5	HDMI input connector: HDMI 19-pin, HDCP support, audio support			-
	VIDEO IN	Video input connector: Phono jack			
	OUTPUT	Audio output connector: Stereo mini jack			
	USB POWER SUPPLY	5V 2A (USB Type-A)			
Acoustic noise	41dB / 38dB / 35dB				
Speaker	1 W x 1 (monaural)				
Operating temperature (Operating humidity)	0°C to 35°C / 32°F to 95°F (20% to 80%; no condensation)				
Storage temperature (Storage humidity)	-10°C to +60°C / 14°F to +140°F (20% to 80%; no condensation)				
Outside dimensions*3	W 325.1 x H 79.8 x D 230.5 mm (W 12 13/16 x H 3 5/32 x D 9 1/16 inches) (without protrusions)				
Mass*3	2.7 kg / 5.9 lb				
Supplied accessories	RM-PJ8 Remote Commander (1), Lithium battery: CR2025 (1), AC Power Cord (1), Operating Instructions (CD-ROM) (1), Quick Reference Manual (1), Mini D-sub 15-pin cable (1), Lens cap (1), Carrying case (1)				
Replacement lamp	LMP-D214				

\*1 The figures are the expected maintenance time and not guaranteed. They will depend on the environment or how the projector is used.

\*2 The values are estimate.

\*3 This value is average.

\*4 Available for the VESA Reduced Blanking signal.

\*5 Maximum resolution of the INPUT C terminal is up to 720p.

## Optional accessories



LMP-D214  
Replacement  
projector lamp



PAM-210  
Ceiling mount



PAM-0.5M  
Extension pole &  
ceiling plate



PAM-1.0M  
Extension pole &  
ceiling plate



PAM-1.50M  
Extension pole &  
ceiling plate

## Distributed by

©2016 Sony Corporation. All rights reserved.  
Reproduction in whole or in part without written permission is prohibited.  
Features and specifications are subject to change without notice.  
The values for mass and dimension are approximate.  
"SONY", "BrightEra" and "Remote Commander" are trademarks of Sony Corporation.  
The terms HDMI and HDMI High-Definition Multimedia Interface, and the HDMI Logo are trademarks or registered trademarks of HDMI Licensing LLC in the United States and other countries.  
All other trademarks are the property of their respective owners.