

Specifications

Model	PT-LB423	PT-LB383	PT-LB353	PT-LW373	PT-LW333	PT-LB303	
Power supply	AC 100-240 V, 3.5 A, 50 Hz/60 Hz						
Power consumption	300 W (6 W when Standby mode set to Normal, 0.5 W when Standby mode set to Eco*)						
LCD panel	Display method	Transparent LCD panel (× 3, R/G/B)					
	Drive method	Active matrix method					
	Panel size	16.0 mm (0.63 inches) diagonal (4:3 aspect ratio)			15.0 mm (0.59 inches) diagonal (16:10 aspect ratio)		16.0 mm (0.63 inches) diagonal (4:3 aspect ratio)
	Pixels	786,432 (1024 × 768) pixels			1,024,000 (1280 × 800) pixels		786,432 (1024 × 768) pixels
Lens	Manual zoom (1.2×), Manual focus lens F=1.6-1.76, f=19.16-23.02 mm, Throw Ratio: 1.48-1.78:1				Manual zoom (1.2×), Manual focus lens F=2.1-2.25, f=19.11-22.94 mm, Throw Ratio: 1.47-1.77:1		
Screen size	0.76-7.62 m (30-300 inches) diagonally, 4:3 aspect ratio			0.76-7.62 m (30-300 inches) diagonally, 16:10 aspect ratio		0.76-7.62 m (30-300 inches) diagonally, 4:3 aspect ratio	
Resolution	1024 × 768 pixels*3			1280 × 800 pixels*3		1024 × 768 pixels*3	
Brightness*2 (Lamp power: Normal)	4,100 lm		3,800 lm	3,300 lm	3,600 lm	3,100 lm	
Lamp	230 W × 1 lamp						
	Lamp replacement cycle*4	Normal: 5,000 hours, Eco1: 6,000 hours, Eco2: 10,000 hours					
	Center-to-corner uniformity*2	80 %					
Contrast*2	16,000:1 (all white/all black, Iris: On, Image mode: Dynamic, Lamp control: Normal)						
Scanning frequency	HDMI IN	525i (480)*, 625i (576)*5, 525p (480p), 625p (576p), 750 (720)/60p, 750 (720)/50p, 1125 (1080)/60i, 1125 (1080)/50i, 1125 (1080)/60p, 1125 (1080)/50p, 1125 (1080)/24p, 1125 (1080)/25p, 1125 (1080)/24sF, 1125 (1080)/30p VGA size (640 dots × 480 dots)-WUXGA (1,920 dots × 1,200 dots), dot clock: 25 MHz-162 MHz					
	RGB	fr: 15-91 kHz, fr: 24-85 Hz, dot clock: 162 MHz or lower					
	YPbPr (Y/Cb/Cr)	fr: 15.73 kHz, fr: 59.94 Hz [525i (480i)], fr: 45.00 kHz, fr: 60 Hz [750 (720)/60p], fr: 28.13 kHz, fr: 25 Hz [1125 (1080)/25p], fr: 67.50 kHz, fr: 60 Hz [1125 (1080)/60p],	fr: 15.63 kHz, fr: 50 Hz [625i (576i)], fr: 37.50 kHz, fr: 50 Hz [750 (720)/50p], fr: 27.00 kHz, fr: 24 Hz [1125 (1080)/24p], fr: 56.25 kHz, fr: 50 Hz [1125 (1080)/50p]	fr: 31.47 kHz, fr: 59.94 Hz [525p (480p)], fr: 33.75 kHz, fr: 60 Hz [1125 (1080)/60i], fr: 27.00 kHz, fr: 48 Hz [1125 (1080)/24sF], fr: 33.75 kHz, fr: 30 Hz [1125 (1080)/30p]	fr: 31.25 kHz, fr: 50 Hz [625p (576p)], fr: 28.13 kHz, fr: 50 Hz [1125 (1080)/50i], fr: 33.75 kHz, fr: 30 Hz [1125 (1080)/30p]		
Video/S-Video	fr: 15.73 kHz, fr: 59.94 Hz [NTSC/NTSC4.43/PAL-M/PAL60], fr: 15.63 kHz, fr: 50 Hz [PAL/SECAM/PAL-N]						
Keystone correction range	Vertical	± 30 ° (Auto, Manual)					
	Horizontal	± 15 ° (Manual)					
Installation	Ceiling/floor, front/rear						
Terminals	HDMI IN	HDMI 19-pin × 1 HDCP compatible, Deep Color compatible, Audio signal: Linear PCM (sampling frequencies: 48 kHz, 44.1 kHz, 32 kHz)					
	COMPUTER 1 IN	D-sub HD 15-pin (female) × 1 [RGB/S-Video/YPbPr(Cb/Cr)]					
	COMPUTER 2 IN	D-sub HD 15-pin (female) × 1 [RGB]					
	MONITOR OUT	D-sub HD 15-pin (female) × 1 [RGB/Monitor output]					
	VIDEO IN	Pin jack × 1					
	AUDIO IN 1	M3 (L,R) × 1					
	AUDIO IN 2	Pin jack × 2 (L,R)					
	AUDIO OUT	M3 (L,R) × 1 (variable)					
	LAN	RJ-45 × 1 for network connections, 10Base-T/100Base-TX, PjLink™ (Class 1) compatible					
	SERIAL IN	D-Sub 9-pin (female) × 1 for external control (RS-232C compatible)					
	USB-Type A	Memory Viewer/Wireless Module (DC 5 V, MAX 500 mA)					
	USB-Type B	USB Display					
Built-in speaker	10 W mono						
Operation noise*2	Normal: 37 dB, Eco1: 33 dB, Eco2: 28 dB						
Cabinet materials	Molded plastic (PC)						
Dimensions (W × H × D)	335 mm × 96 mm*6 × 252 mm (13 3/16" × 3 25/32" *6 × 9 29/32")						
Weight	Approx. 2.9 kg (6.4 lbs)				Approx. 2.8 kg (6.2 lbs)		
Operating environment	Operating temperature: 5-40 °C (41-104 °F) [Altitude: below 1,400 m (4,593 ft), High Land Mode: OFF]; 5-35 °C (41-95 °F) [Altitude: 1,400-2,700 m (4,593-8,858 ft), High Land Mode: On1]; 5-30 °C (41-86 °F) [Altitude: 2,700-3,000 m (8,858-9,843 ft), High Land Mode: On2]; Operating humidity: 20-80 % (no condensation)						
Supplied accessories	Wireless remote control unit, Power cord (Number and size of cords depends on region), CD-ROM (Instruction manual, Multi Monitoring & Control Software*3), Instruction manual (Basic guide), Batteries for remote control (R03/LR03/AAA type battery × 2), RGB signal cable						

Optional accessories

Ceiling Mount Bracket for High Ceilings
ET-PKL100H



Ceiling Mount Bracket for Low Ceilings
ET-PKL100S



Projector Mount Bracket
ET-PKL420B



Replacement Filter*
ET-RFL300



* Filter cover not included.

Replacement Lamp Unit
ET-LAL500



Wireless Module
ET-WML100



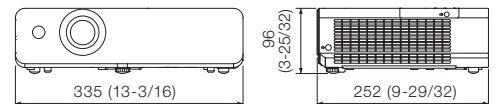
ET-WML100E shown.

D-sub/S-VIDEO Conversion Cable
ET-ADSV



Dimensions

Unit: mm (inches)



*1 When Standby Mode is set to Eco, network functions such as power on over LAN will not operate. Additionally, only certain commands can be received for external control using the serial terminal. *2 Measurement, measuring conditions, and method of notation all comply with ISO/IEC 21118:2012 international standards. *3 Input signals that exceed supported resolution will be converted. *4 The value for the recommended lamp replacement cycle is the maximum value, at which luminance will become 50 %. Usage environment affects the lamp replacement cycle. *5 Pixel-repetition signal (dot clock frequency 27.0 MHz) only. *6 With legs at shortest position. *7 Not supplied with PT-LB303.

Panasonic®



For more information about Panasonic projectors, please visit:
Projector Global Website – panasonic.net/avc/projector
Facebook – www.facebook.com/panasonicprojector
YouTube – www.youtube.com/user/PanasonicProjector

Weights and dimensions shown are approximate. Specifications and appearance are subject to change without notice. Product availability differs depending on region and country. This product may be subject to export control regulations. The projection distances and throw ratios given in this brochure are for use only as guidelines. For more detailed information, please consult the dealer from whom you are purchasing the product. PjLink™ is a registered trademark or pending trademark in Japan, the United States, and other countries and regions. Windows® are either registered trademarks or trademarks of Microsoft Corporation in the United States and/or other countries. HDMI, the HDMI logo and High-Definition Multimedia Interface is a trademark or registered trademark of HDMI Licensing LLC. All other trademarks are the property of their respective trademark owners. Projection images simulated. 36 USC 220506 © 2017 Panasonic Corporation. All rights reserved.

All information included here is valid as of January 2017.

PT-LB423G1 Printed in Japan.

Panasonic

BUSINESS

PT-LB423 Series

LCD Projectors

PT-LB423/LB383/LB353
PT-LW373/LW333
PT-LB303

The People-friendly Projector That's Built to Last



Worldwide
Olympic Partner



Worldwide
Paralympic Partner






Rio 2016
OFFICIAL WORLDWIDE OLYMPIC PARTNER



A Clear Winner in Price-to-Performance with 10,000-hour Maintenance-free*1 Projection and **Reduced TCO**

With maintenance-free operation extended to 10,000 hours*1, business professionals and educators can depend on the PT-LB423 Series for bright and clear communication wherever their day takes them. Weighing less than 3kg, and with set-and-project functionality, these wireless-ready*2 units are built to impress.

Brilliant Performance in a Compact Body

High Brightness and Contrast for Clear, Comfortable Viewing

Power and intelligence combine in a compact and lightweight body for brightness ranging from 3,100 lm to 4,100 lm*3 at a highest-ever **16,000:1** contrast ratio, resulting in easy-to-see pictures that resist washout.


Lower Maintenance Reduces TCO

Select a lamp power mode to suit your presentation style and efficiency requirements to achieve high performance at lower cost. Lamp and filter replacement timing*4 is the same in any mode, streamlining maintenance.

Lamp Mode	Replacement Cycle of Lamp*4	Replacement Cycle of Air Filter*4
Eco2	10,000 hours	10,000 hours
Eco1	6,000 hours	6,000 hours
Normal	5,000 hours	5,000 hours

Bright Pictures in Artificial Light

Daylight View Lite uses sensor information to optimize color and brightness according to ambient lighting levels. This function is easily accessed using the supplied remote control.



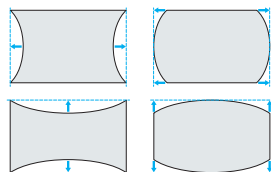
Quiet 28 dB*6 Operation for Distraction-free Viewing

Operating noise is as low as 28 dB*6, reducing the chance of distraction during presentations or quiet video scenes.

Easy Setup and Management

Corner Keystone Correction for Angled Projection

If on-site conditions require off-center projection, simply designate four screen corners and Horizontal*5 & Vertical Corner Keystone Correction performs necessary adjustments for a distortion-free image.



Curved Screen Correction

Barrel and pincushion distortions are easily corrected when projecting onto a curved screen surface.

1.2x Zoom Versatility

The PT-LB423 Series includes a 1.2x zoom lens to support a wide range of projection throw-distances. This is useful when presenting in rooms of different sizes.

Simple Lamp and Filter Replacement

Lamp and filter are accessed via panels in the top and side of the projector. Periodic maintenance takes moments even with the unit attached to a ceiling-mount bracket.



Multi-Projector Monitoring Capability

In fixed installations, Multi Monitoring and Control Software makes management of multiple projectors easy from a single PC. Wired LAN supports PJLink™ protocol, while serial port is RS-232C-compatible for remote control.

Meeting rooms



Practical Features Simplify Daily Usage

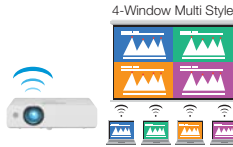
Project Wirelessly with Optional Module

Project media wirelessly via PC using Presenter Light or a compatible third-party application for iOS and Android™ devices. Just connect the optional ET-WML100 Wireless Module to the projector's USB input.



Presenter Light Ver.1.0 for Windows® PCs

- Supports images, video, and documents such as PDF and PowerPoint®
- Mirrors PC screen on the big screen
- Project media from up to four PCs simultaneously in Split Screen Mode



Memory Viewer Function

Insert a USB memory device into the USB port and start projecting content straight away without need of a connected PC.

USB Display Function Projects Media Over USB Cable

Transmission of audio-video content via PC* to the projector is supported over USB cable with an included USB Display Mode.

*Audio transmission not supported with Mac OS.

HDMI and PC Inputs

Transmit Full HD video and graphics using HDMI terminal, or either of two D-sub HD terminals* for personal computer. A PC monitor output is also included.

*PT-LB303 has one computer (RGB) input terminal only.



PT-LB423/LB383/LB353/LW373/LW333

PT-LB303

Additional Features

- Built-in 10 W*5 speaker
- Supports PJLink™ protocol **PJLink™**
- Built-in closed-caption decoder
- Direct Power Off
- Projector identification system for up to six projectors
- Blackboard modes for colored screen surfaces
- Configurable start-up logo
- Equipped with a security bar for theft prevention

Eco-friendly Design

- No halogenated flame-retardants used in cabinet
- Lead-free lens glass
- Coating-free cabinet for recycling and end of life
- Switchable lamp mode conserves energy

*1 Maximum lamp and filter replacement cycle on Eco2 mode. Replacement cycle depends on environmental conditions. *2 Optional ET-WML100 Wireless Module required. *3 PT-LB423 (4,100 lm), PT-LB383 (3,800 lm), PT-LW373 (3,600 lm), PT-LB353 (3,300 lm), PT-LW333/LB303 (3,100 lm). *4 Lamp and filter life depends on environment and usage conditions. *5 Excluding PT-LB303. *6 With lamp mode set to Eco2.

Projection distance Unit: feet [meters]

PT-LB423/LB383/LB353
(4:3 aspect ratio; throw ratio 1.48–1.78:1)

Diagonal image size	Projection distance (L)		Height from the edge of screen to center of lens (H)
	min. (wide)	max. (tele)	
30" [0.76]	2.9 [0.9]	3.5 [1.1]	0.214 [0.065]
40" [1.02]	3.9 [1.2]	4.7 [1.4]	0.286 [0.087]
50" [1.27]	4.9 [1.5]	5.9 [1.8]	0.357 [0.109]
60" [1.52]	5.9 [1.8]	7.1 [2.2]	0.428 [0.131]
70" [1.78]	6.9 [2.1]	8.3 [2.5]	0.500 [0.152]
80" [2.03]	7.9 [2.4]	9.5 [2.9]	0.571 [0.174]
90" [2.29]	8.9 [2.7]	10.7 [3.3]	0.643 [0.196]
100" [2.54]	9.9 [3.0]	11.9 [3.6]	0.714 [0.218]
120" [3.05]	11.9 [3.6]	14.3 [4.4]	0.857 [0.261]
150" [3.81]	14.9 [4.5]	17.9 [5.5]	1.071 [0.327]
200" [5.08]	19.9 [6.1]	23.9 [7.3]	1.428 [0.435]
250" [6.35]	24.9 [7.6]	29.9 [9.1]	1.785 [0.544]
300" [7.62]	29.8 [9.1]	35.9 [10.9]	2.142 [0.653]

PT-LW373
(16:10 aspect ratio; throw ratio 1.48–1.78:1)

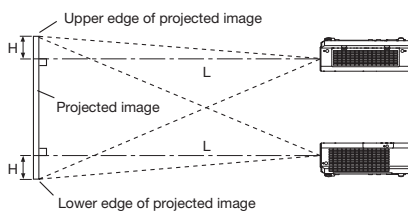
Diagonal image size	Projection distance (L)		Height from the edge of screen to center of lens (H)
	min. (wide)	max. (tele)	
30" [0.76]	3.1 [0.9]	3.7 [1.1]	0.089 [0.027]
40" [1.02]	4.1 [1.3]	5.0 [1.5]	0.118 [0.036]
50" [1.27]	5.2 [1.6]	6.3 [1.9]	0.151 [0.046]
60" [1.52]	6.3 [1.9]	7.5 [2.3]	0.180 [0.055]
70" [1.78]	7.3 [2.2]	8.8 [2.7]	0.207 [0.063]
80" [2.03]	8.4 [2.6]	10.1 [3.1]	0.236 [0.072]
90" [2.29]	9.4 [2.9]	11.4 [3.5]	0.269 [0.082]
100" [2.54]	10.5 [3.2]	12.6 [3.8]	0.299 [0.091]
120" [3.05]	12.6 [3.8]	15.2 [4.6]	0.358 [0.109]
150" [3.81]	15.8 [4.8]	19.0 [5.8]	0.449 [0.137]
200" [5.08]	21.1 [6.4]	25.3 [7.7]	0.594 [0.181]
250" [6.35]	26.4 [8.0]	31.7 [9.7]	0.745 [0.227]
300" [7.62]	31.6 [9.6]	38.0 [11.6]	0.892 [0.272]

PT-LW333
(16:10 aspect ratio; throw ratio 1.47–1.77:1)

Diagonal image size	Projection distance (L)		Height from the edge of screen to center of lens (H)
	min. (wide)	max. (tele)	
30" [0.76]	3.1 [0.9]	3.7 [1.1]	0.089 [0.027]
40" [1.02]	4.1 [1.3]	5.0 [1.5]	0.118 [0.036]
50" [1.27]	5.2 [1.6]	6.3 [1.9]	0.151 [0.046]
60" [1.52]	6.3 [1.9]	7.5 [2.3]	0.180 [0.055]
70" [1.78]	7.3 [2.2]	8.8 [2.7]	0.207 [0.063]
80" [2.03]	8.4 [2.5]	10.1 [3.1]	0.236 [0.072]
90" [2.29]	9.4 [2.9]	11.4 [3.5]	0.269 [0.082]
100" [2.54]	10.5 [3.2]	12.6 [3.8]	0.299 [0.091]
120" [3.05]	12.6 [3.8]	15.2 [4.6]	0.358 [0.109]
150" [3.81]	15.8 [4.8]	19.0 [5.8]	0.449 [0.137]
200" [5.08]	21.1 [6.4]	25.3 [7.7]	0.594 [0.181]
250" [6.35]	26.4 [8.0]	31.7 [9.6]	0.745 [0.227]
300" [7.62]	31.6 [9.6]	38.0 [11.6]	0.892 [0.272]

PT-LB303
(4:3 aspect ratio; throw ratio 1.47–1.77:1)

Diagonal image size	Projection distance (L)		Height from the edge of screen to center of lens (H)
	min. (wide)	max. (tele)	
30" [0.76]	2.9 [0.9]	3.5 [1.1]	0.213 [0.065]
40" [1.02]	3.9 [1.2]	4.7 [1.4]	0.285 [0.087]
50" [1.27]	4.9 [1.5]	5.9 [1.8]	0.358 [0.109]
60" [1.52]	5.9 [1.8]	7.1 [2.2]	0.430 [0.131]
70" [1.78]	6.9 [2.1]	8.3 [2.5]	0.499 [0.152]
80" [2.03]	7.9 [2.4]	9.5 [2.9]	0.571 [0.174]
90" [2.29]	8.9 [2.7]	10.7 [3.3]	0.643 [0.196]
100" [2.54]	9.9 [3.0]	11.9 [3.6]	0.715 [0.218]
120" [3.05]	11.9 [3.6]	14.3 [4.4]	0.856 [0.261]
150" [3.81]	14.9 [4.5]	17.9 [5.5]	1.073 [0.327]
200" [5.08]	19.9 [6.1]	23.9 [7.3]	1.427 [0.435]
250" [6.35]	24.9 [7.6]	29.9 [9.1]	1.785 [0.544]
300" [7.62]	29.8 [9.1]	35.9 [10.9]	2.142 [0.653]



PT-LB423 Series

PT-LB423	XGA	4,100 lm
PT-LB383	XGA	3,800 lm
PT-LB353	XGA	3,300 lm
PT-LW373	WXGA	3,600 lm
PT-LW333	WXGA	3,100 lm
PT-LB303	XGA	3,100 lm



PT-LB423 Series Remote control unit

- The value for L (distance to screen) varies slightly depending on the zoom lens characteristics.
- At the shortest projection distance, the zoom lens characteristics may cause slight image distortion.