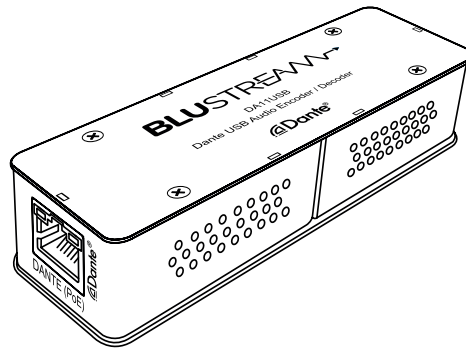


# DA11USB

## Quick Reference Guide



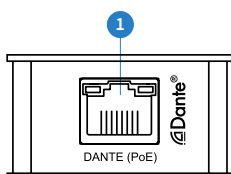
## Introduction

Our DA11USB has been designed to both encode 2ch USB audio to a Dante® digital signal, and decode a Dante® digital signal to 2ch USB audio. The DA11USB features both USB Type-B and USB-C connections selectable via local dip-switch and is a plug & play device that is powered using PoE (Power Over Ethernet) or via 5V from the USB device. The DA11USB also supports AES67 RTP audio transport.

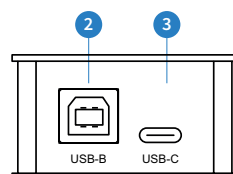
### FEATURES:

- Encodes 1ch USB audio to Dante® digital signal
- Decodes a Dante® digital signal to USB audio
- Selectable USB audio between USB Type-B and USB-C inputs
- Compliant with USB Audio Device Class Specification V1.0
- Supports 44.1 & 48 KHz sample rates @ 16 Bit
- Configurable Dante® device latency (supports 1, 2 or 5ms configurable using Dante® Controller)
- Supports AES67 RTP audio transport
- Features Class 0 IEEE 802.3af PoE for powering of product from any PoE switch
- Supports power via 5V USB for when network switch does not support PoE

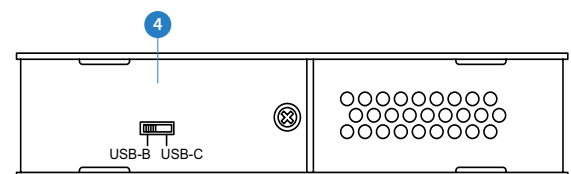
### Front Panel



### Rear Panel



### Side Panel



### Connections:

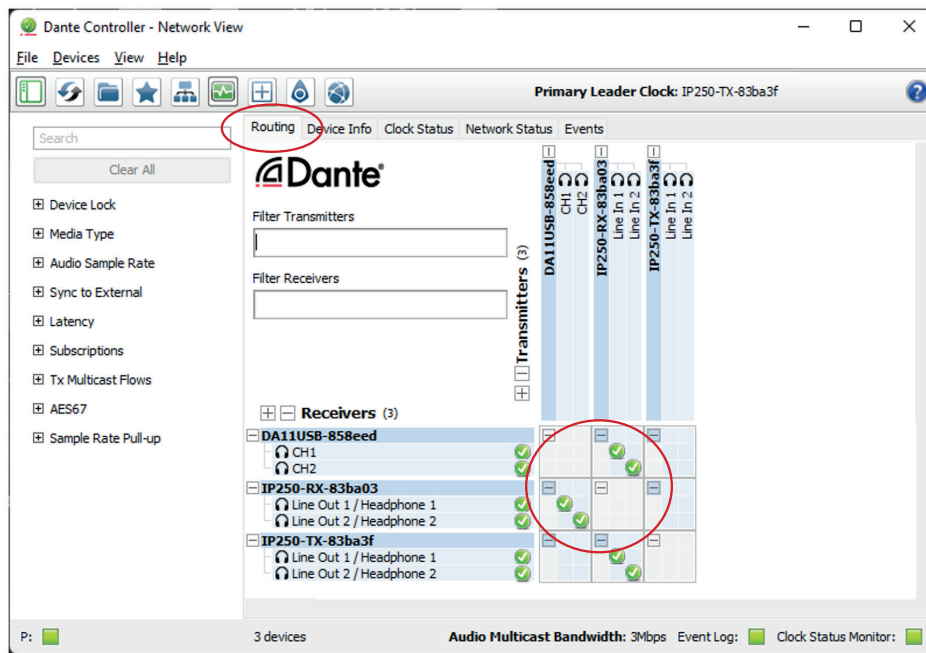
- 1 Dante® Audio Input - RJ45 socket connects Dante® network and powers device via PoE
- 2 USB-B Connection - Connect to PC via USB-B to USB-A cable provided to provide bi-directional 2ch audio
- 3 USB-C Connection - Connect to PC via USB-C cable provided to provide bi-directional 2ch audio
- 4 USB Selection Switch - Select the USB connection method between USB-B and USB-C

# Dante Controller

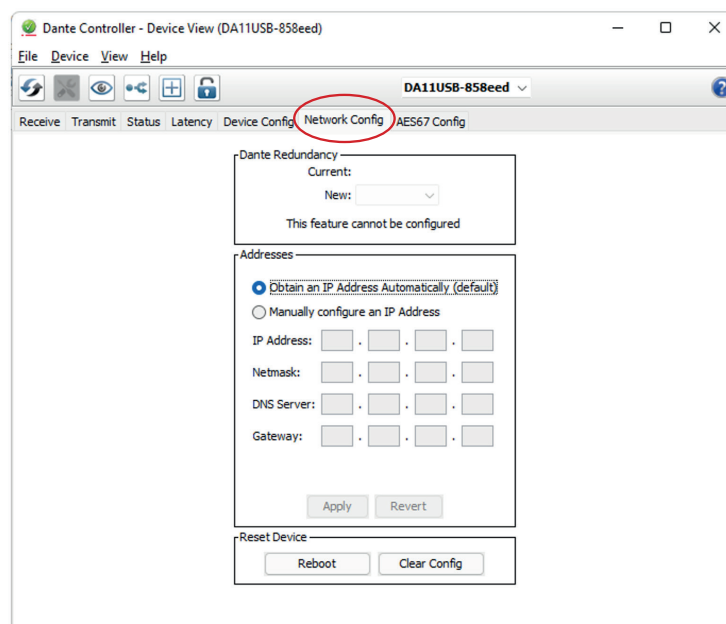
Dante Controller software is required in order to setup and configure the DA11USB as well as control your Dante network. Audinate provide extensive training videos and documentation on their website. This can be found here: <http://www.audinate.com/products/software/dante-controller>

Upon connecting your DA11USB to a compatible network, the Dante Controller software should automatically discover the device. The DA11USB will appear in the Dante Controller with a name denoted with “DA11USB”. On the “Routing” screen you can create audio routing between Dante transmitters and receivers in your system.

Please ensure your PC is on the same network as your Dante devices. Dante is not able to transmit over WiFi and it is recommended to hardwire into the Dante network. Having multiple network devices enabled can also confuse the Dante Controller software so it is recommended to disable WiFi during configuration.



By default the DA11USB is shipped with its network settings set to obtain an IP Address automatically. This means that if a DHCP server is present on your network, it will provide the DA11USB with an IP Address. If no DHCP server is present then the DA11USB will receive a default IP Address in the 169.254.xxx.xxx range. To change the IP Address of the DA11USB, you must enter the “Network Config” menu in the “Device Info” screen of the Dante Controller software.

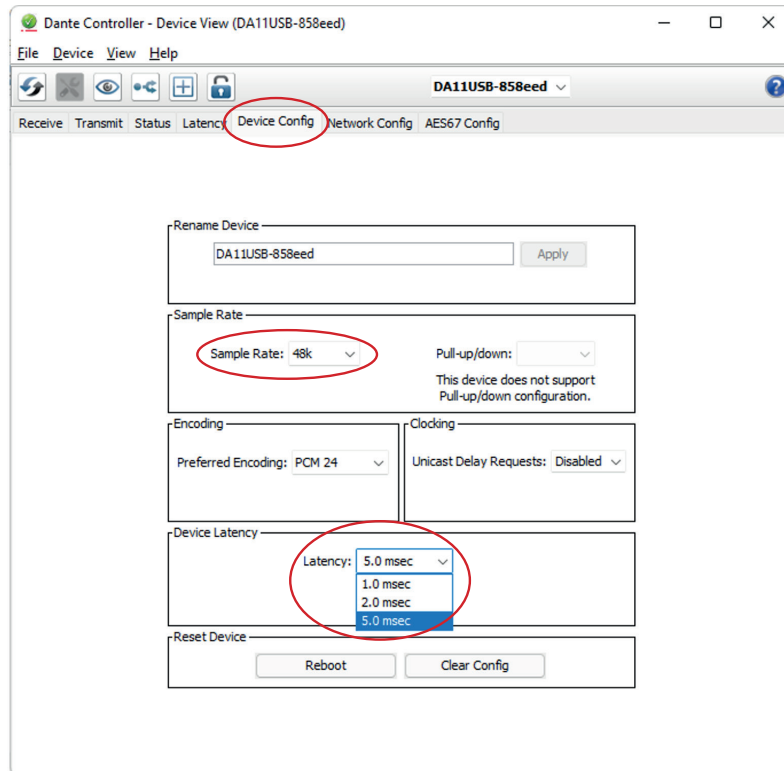


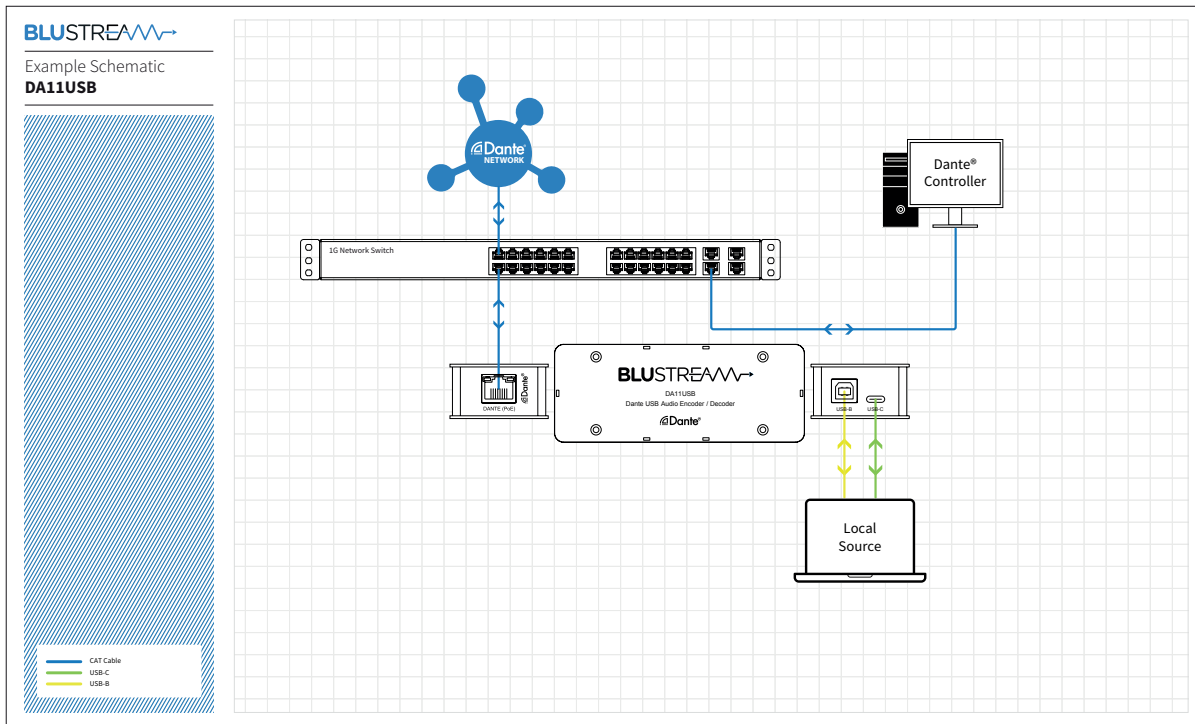
## Advanced Dante Settings

It is also possible to change the settings of the DA11USB under the “Device Info” screen in the Dante Controller software. To do so, select the “Device Config” menu.

Here we can adjust the sample rate of the DA11USB. Please note that Dante products can only transmit or receive audio from other Dante products that are set up with the same sample rate. A mismatch in sample rate may stop audio from transmitting.

Under the “Device Config” screen we can also adjust the latency of the DA11USB from 1, 2 or 5 milliseconds.





## Specifications

**Audio Input/Output Connectors:** 1 x RJ45, female (100 Mbps Dante® network)

1 x USB Type B, female

1 x USB Type C, female

**Casing Dimensions (L x W x H):** 120mm x 47mm x 26mm

**Shipping Weight:** 0.3 Kg

**Operating Temperature:** 32°F to 104°F (0°C to 40°C)

**Storage Temperature:** - 4°F to 140°F (- 20°C to 60°C)

**Power Supply:** Class 0 IEEE 802.3af POE PD or 5V USB

## Package Contents

- 1 x DA11USB
- 1 x USB-A to USB-B 1m cable
- 1 x USB-C to USB-C 1m cable
- 1 x Quick Reference Guide

## Acknowledgements

Dante® is a registered trademark of Audinate Pty Ltd.

## Certifications

### FCC NOTICE

This equipment has been tested and found to comply with the limits for a Class B digital device, pursuant to part 15 of the FCC Rules. These limits are designed to provide reasonable protection against harmful interference in a residential installation. This equipment generates, uses, and can radiate radio frequency energy and, if not installed and used in accordance with the instructions, may cause harmful interference to radio communications. However, there is no guarantee that interference will not occur in a particular installation. If this equipment does cause harmful interference to radio or television reception, which can be determined by turning the equipment off and on, the user is encouraged to try to correct the interference by one or more of the following measures:

- Reorient or relocate the receiving antenna.
- Increase the separation between the equipment and receiver.
- Connect the equipment into an outlet on a circuit different from that to which the receiver is connected.
- Consult the dealer or an experienced radio/TV technician for help.

**CAUTION** - changes or modifications not expressly approved by the party responsible for compliance could void the user's authority to operate the equipment.

### CANADA, INDUSTRY CANADA (IC) NOTICES

This Class B digital apparatus complies with Canadian ICES-003. Operation is subject to the following two conditions: (1) this device may not cause interference, and (2) this device must accept any interference, including interference that may cause undesired operation of the device.

### CORRECT DISPOSAL OF THIS PRODUCT

This marking indicates that this product should not be disposed with other household wastes. To prevent possible harm to the environment or human health from uncontrolled waste disposal, recycle it responsibly to promote the sustainable reuse of material resources. To return your used device, please use the return and collection systems or contact the retailer where the product was purchased. They can take this product for environmentally safe recycling.