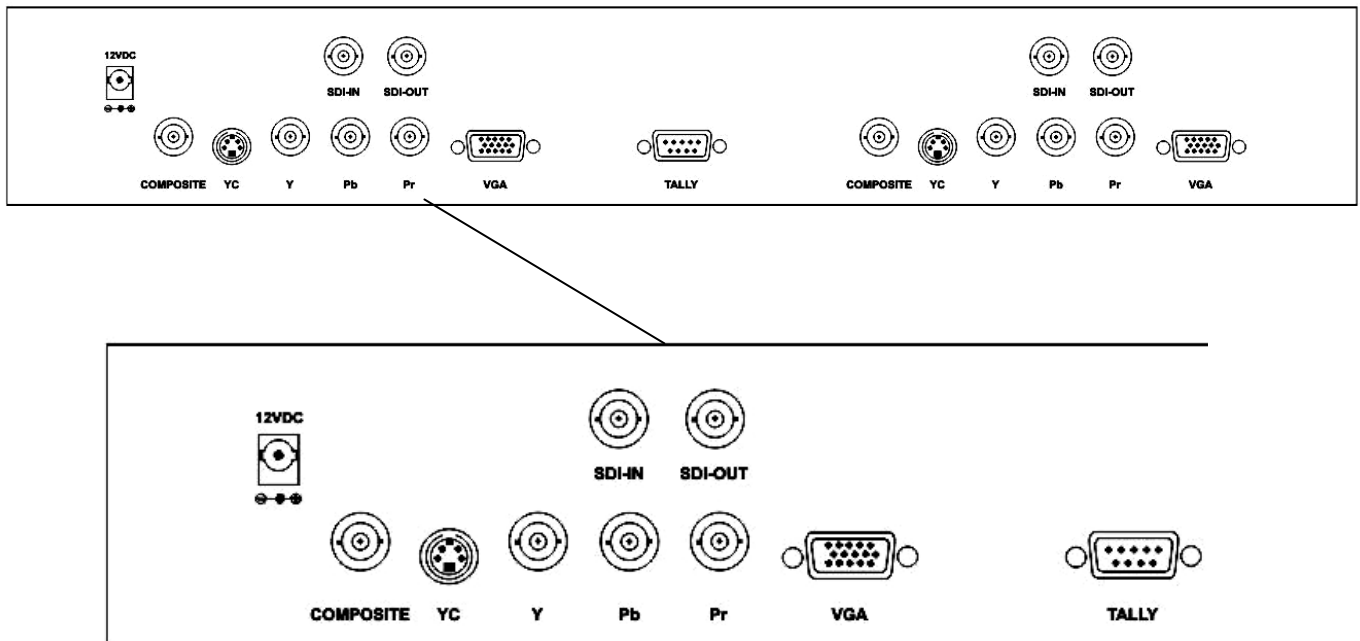


LM-702HD is a high performance Multi-format, Dual 7" Color LCD Monitor for the broadcast and professional market. A multitude of video signal formats may be accurately monitored. The high brightness, wide viewing angle, excellent contrast ratio and high definition color result in an outstanding image. The unit features inputs for SDI (either SD or HD) with an active output, Analog RGBHV, YPbPr Component Video, a Composite Video and a YC input. NTSC and PAL Television Standards are supported and automatically detected. Front panel Tally LED's can be activated external via the DB9 connector. / The Menu contains all the necessary controls to adjust Contrast, Brightness, Sharpness, Color Level (R-G-B), and other parameters necessary for optimum monitor performance. Results of these adjustments can be viewed via the On Screen Display. A Sync Delay (Pulse Cross) mode allows viewing of the vertical and horizontal sync and vertical blanking intervals. A Blue Only mode facilitates accurate monitor setup when viewing color bars. / A rack mount kit is included that can tilt up or down. Although the monitor has excellent viewing angles, the tilt feature can be beneficial when circumstances necessitate mounting the monitor considerably above or below normal eye level.



Key Features of the LM-702HD

- Inputs: SD/HD-SDI, RGBHV, YPbPr, CV & YC
- Resolutions up to 1040x600, 1080p
- High Brightness, Pro Grade LCD Panels
- 262,000 Colors
- Blue Only and Sync Delay modes for easy setup
- Dual Tally LED's
- 140° Left/Right and 110° Up/Down View Angles
- Vertically Tilttable Rackmount Housing
- Locking External DC Power Supply



LM-702HD Connector Panel Detail



HDTV Color Monitor

Model LM-702HD

Specifications

LCD Panel

Display Size – Diagonal, Each Monitor	7.0" (434mm)
Display Area	6.03"x 3.54" (153 x 90mm)
Panel Resolution	1024x600 (16x9)
Dot Pitch	0.297mm
Color Resolution	262,000 Colors
Contrast Ratio	400:1
Brightness	250 cd/m2
Response Time	20 msec
Left/Right View Angle	140°
Up/Down View Angle	110°
Aspect Ratio	4:3 or 16:9

Video Inputs

SD/HD-SDI	1x via BNC with Active Output
Analog RGBHV	1x via HD-15 Female
Composite Video	1x via BNC Connectors
YC (S-Video)	1x via 4-Pin Mini-DIN Connector
YPbPr Component	1x via 3 BNC Connectors

SD/HD-SDI Input Range

SDTV	480i, 576i
HDTV	1080P/30Hz, 1080P/29.97Hz, 1080P/25Hz, 1080P/24Hz, 1080P/23.98Hz 1080i/60Hz, 1080i/59.94Hz, 1080i/50Hz 1035i/60Hz, 1035i/59.94Hz 720P/60Hz, 720P/59.94Hz, 720P/50Hz

Analog Component Input Range

SDTV	480i, 576i
HDTV - YPbPr	480p, 576p, 720p, 1080i, 1080p

Analog RGBHV Input Range

640x350	70, 85Hz
720x350	70, 85Hz
640x400	56, 70, 85Hz
720x400	70, 85Hz
640x480	60, 66, 72, 75, 85Hz
800x600	56, 60, 70, 72, 75, 85Hz
1024x768	60, 70, 72, 75, 85Hz

Composite & S-Video Input Range

Vert. Frequency	NTSC 60Hz, PAL 50Hz
Horiz. Frequency	NTSC 15.75KHz, PAL 15.625KHz

Tally Control

Tally Input	1x via DB9 Connector
-------------	----------------------

General

Display Element	Active Matrix TFT
Video Adjustments	Brightness, Contrast, Sharpness, Color Level (RGB)
TV Standards	NTSC/ PAL Auto-detect
Aspect Ratio Modes	16:9, 4:3
SD-SDI	270Mbps (525/625 Line)
HD-SDI	1.485, 1.4835Gbps
Blue Only Mode	For Setup with Color Bars
Sync Delay Mode	For Checking Sync

Front Panel Control Buttons

Menu Navigation	Menu, Left, Right
Input Select	SDI, YPbPr, CV, SV, PC (RGB)
Power	On/Off

Limited Warranty

Unit, except LCD	1 Year Parts and Labor
LCD Panel	Panel Manufacturer's Terms

Mechanical – With Rackmount

Size (H-W-D)	132x483.5x150mm(5.2x19x5.9")
Weight (Net)	5.5 kg (12.1 lbs)
Rackmount	3RU - Tilt Up/Down

Environmental

Operating Temperature	-10° to +50° C (+14° to +122° F)
Operating Humidity	10% to 90%, Non-condensing
Storage Temperature	-10° to +60° C (-14° to +140° F)
Storage Humidity	10% to 90%, Non-condensing

Power Requirement

External Power Supply	12VDC@4A
-----------------------	----------

Regulatory Approvals

Monitors	FCC, CE, RoHS
Power Supplies	UL, CUL, CE, PSE, GS, RoHS

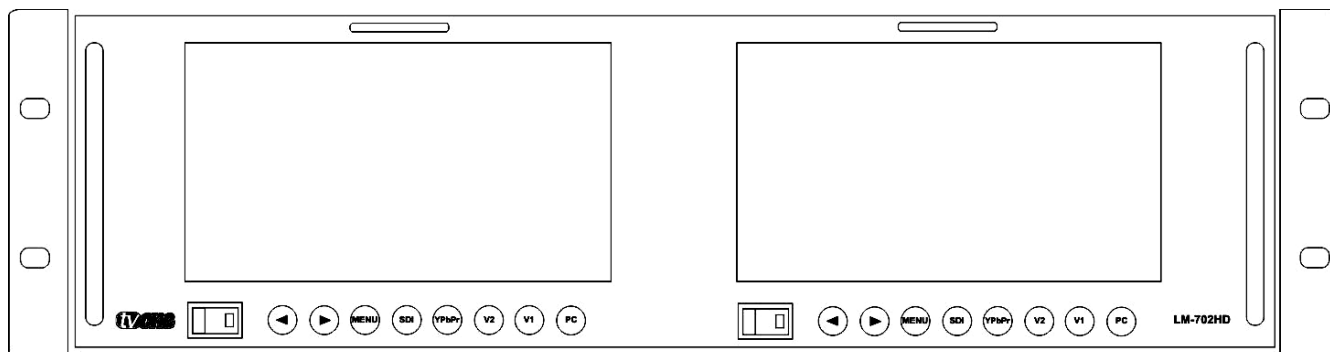
Accessories Included

1x Power Adapter	US, UK or Euro
1x Operations Manual	
4x Rackmount Screws	
1x Set Rackmount Ears	Tiltable Configuration

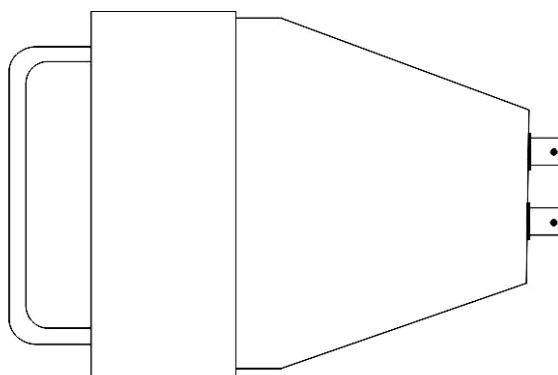
Product Item Number

LM-702HD	Dual 7" Rack Mount Monitor
----------	----------------------------

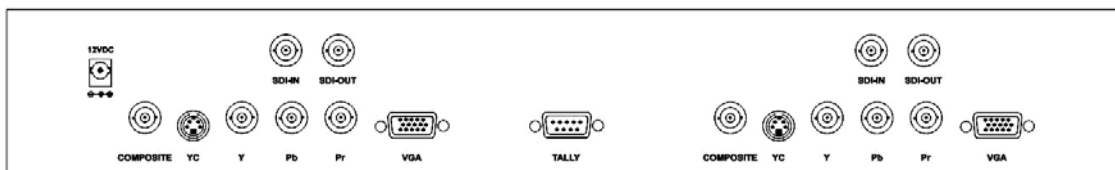
Panel Drawings



LM-702HD Front Panel



LM-702HD Side View



LM-702HD Connector Panel