

SONY
make.believe

4200/5000 XGA Installation Projectors

VPL-FX30 / VPL-FX35



www.pro.sony.eu/projectors



BrightEra™
Long Lasting Optics

Installation flexibility and trouble-free maintenance with the stylish "Blend-in" design



The VPL-FX30 and VPL-FX35 offer amazing installation flexibility and trouble-free maintenance, together with a stylish yet inconspicuous design that blends into any decor. These projectors are equipped with an excellent lens shift function and a standard 1.6x zoom lens, making image adjustment easy. They are also compatible with the optional lenses designed for Sony's VPL-F40 Series, extending the range of installation choices.

The maintenance cycles of the lamp and cleaning filters are synchronised and exceptionally long, which cuts maintenance time and cost. In addition, the VPL-FX30 and VPL-FX35 are designed to deliver a low total cost of ownership and includes eco-friendly features, thanks to its long-lasting lamp and low power consumption.

Packing the most advanced projector technologies into a "Blend-in" design, the VPL-FX30 and VPL-FX35 are an excellent choice, delivering a dramatic brightness of 4200 lumens (VPL-FX30) or 5000 lumens (VPL-FX35) and high-quality images with XGA resolution.

Features

High Picture Quality

High Picture Quality and Bright Images

By combining a new-generation optical system that uses Sony's BrightEra™ Long Lasting Optics technology* and a 3LCD projection system, the VPL-FX30 and VPL-FX35 offer high picture quality in XGA (1024 x 768) resolution and a high brightness of 4200 lumens (VPL-FX30) or 5000 lumens (VPL-FX35).

* BrightEra with Long Lasting Optics is the brand name for a new generation of optical system, which is a more advanced version of Sony's original BrightEra technology. In addition to the adoption of LCD panels that have pixels with large aperture ratios and inorganic alignment layers, BrightEra with Long Lasting Optics technology also uses an inorganic layer for polarisation plates to greatly enhance reliability.

BrightEra™
Long Lasting Optics

"Blend-in" Design

The VPL-FX30 and VPL-FX35 showcase a newly designed low profile chassis, so the projector appears to blend into the ceiling on which it is mounted. The connector panel is located on the front of the unit so its cables cannot be seen by the audience, to further ensure the projector fits elegantly into the installation environment.



High Resolution Lens

The VPL-FX30 and VPL-FX35 incorporate a high-resolution lens known as the All Range Crisp Focus (ARC-F) lens. Its large diameter and fine pitch ensure crisp pictures.



ARC-F Lens



Typical Lens

12-bit 3D Gamma Correction

The VPL-FX30 and VPL-FX35 incorporate 12-bit 3D Gamma Correction circuitry to perform highly accurate gamma correction, achieving smoother gradations and richer grey-scale.



12-bit



10-bit

I/P Conversion and Film Mode

The video signal processing technology that Sony has incorporated in the VPL-FX30 offers I/P conversion and 2-3 pull-down to generate high-quality images with outstanding clarity.

Features

Excellent Total Cost of Ownership and ECO-friendly Features

Long-lasting Lamp

By incorporating a newly developed high-performance lamp and advanced lamp-control technology, the projectors offer the recommended lamp replacement time of approximately 5,000 hours.*

* In Standard mode.


VPL-FX30



VPL-FX35



Conventional Model



Longer Lamp Exchange Time

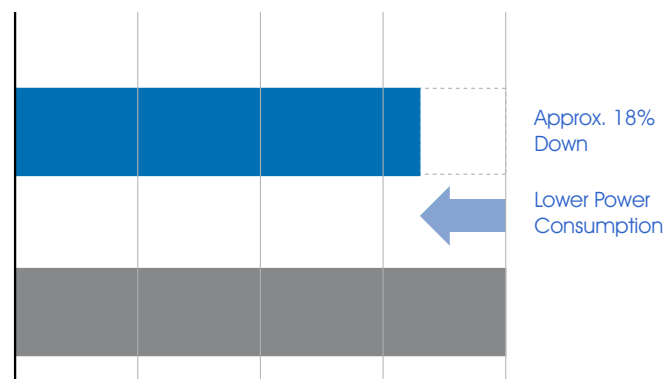
Low Power Consumption

Both projectors offer remarkably low power consumption, allowing users to make significant savings on electricity expenses.

VPL-FX30 VPL-FX35



Conventional Model



Higher Energy Efficiency

ECO MODE

Eco Mode optimises combinations of the following functions.

- **Lamp mode**
"High / Standard"
- Saving the consumption of lamp wattage.
- **Power Saving mode**
"Lamp Cutoff / Projector Standby"
- When set to "On", the projector goes into power saving mode if there is no operation for 10 minutes without any signal input.

Lamp Cutoff ; The lamp goes off. The lamp lights again when a signal is input or any key is pressed.

Projector Standby ; "Standard / Low"
In "Standard", power consumption is 12W and is reduced to 0.3W in "Low".*

*Network function cannot be operated

ECO MODE Key

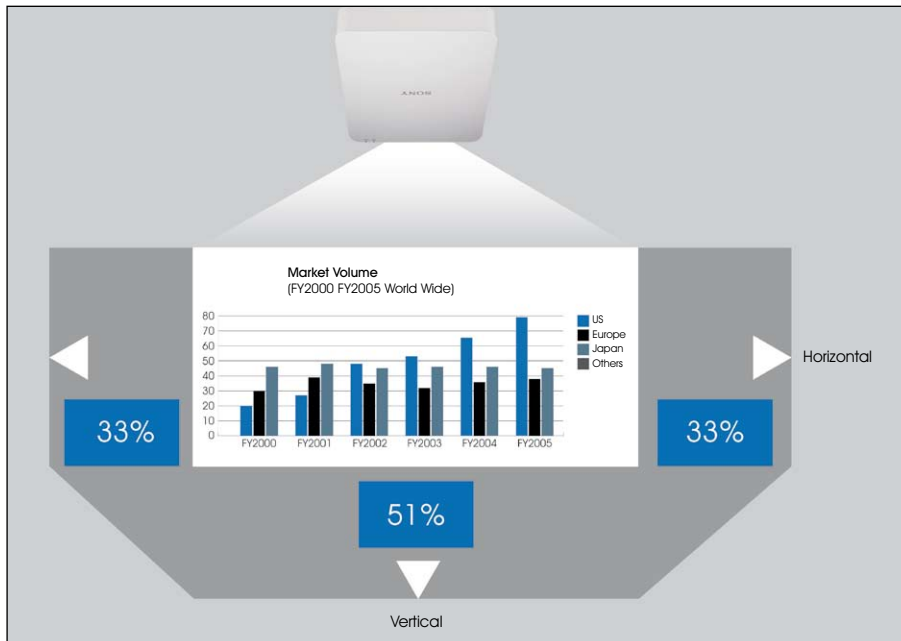
With a single push of the ECO MODE key on either the projector or the supplied Remote Commander™ unit, the user can select an energy-saving setting in the ECO Mode menu.



Installation Advantages

Lens Shift Functions

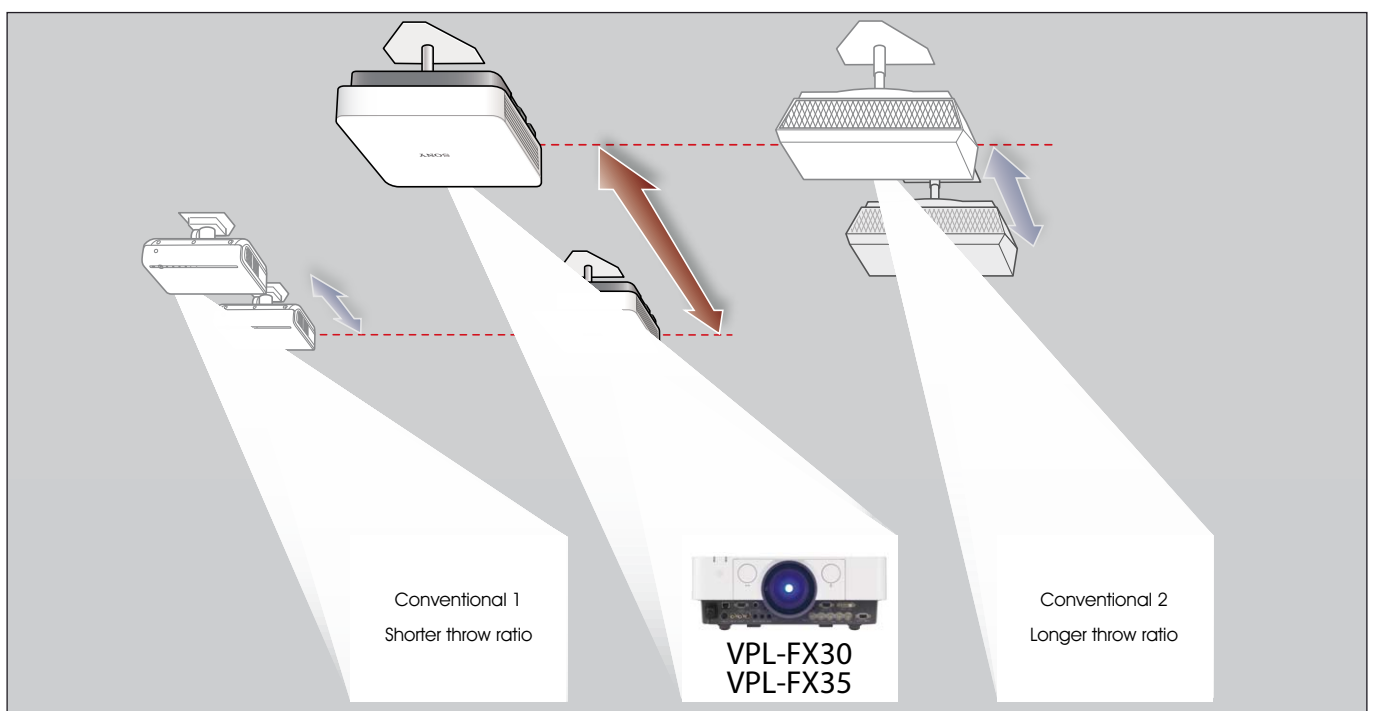
The VPL-FX30 and VPL-FX35 are both equipped with horizontal and vertical lens shift functions for greater installation flexibility. Using this function, the position of the projected image can be moved vertically by up to 51% and horizontally from -33% through to +33%. Images can be easily adjusted to the desired settings during installation.



FX30's Shift Range

Excellent Throw Ratio Coverage for Old Projector Replacement

The standard 1.6x zoom lens enables installation flexibility when replacing an existing projector with the VPL-FX30 or VPL-FX35 – there's no need to change ceiling mount positions. For applications where more than a standard lens is needed, both models are compatible with the optional VPLL-Z1024PK and VPLL-Z1032PK accessory lenses designed for Sony's current VPL-FX40 Series.



Excellent Throw Ratio Coverage for Old Projector Replacement

Features

Centered Lens Design

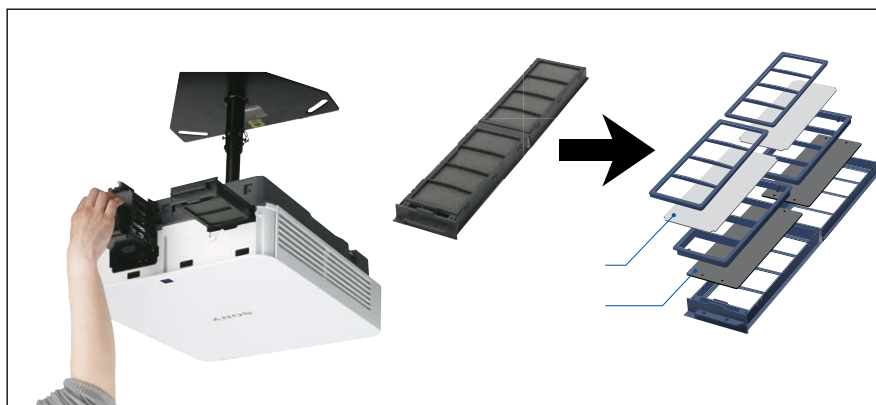
The centered lens provides symmetry for a balanced installation and makes set up very simple.



Trouble-free Maintenance

Easy Lamp and Filter Maintenance

When the air filter must be cleaned, a timely message is clearly displayed on screen. The lamp and the filter are accessible from the same side, so their replacement can be performed without uninstalling the projector. With typical usage, replacement filters have an approximate 15000-hour cleaning cycle. This is achieved by a Quad Filter System enabling both the lamp and the filters to be replaced at the same time, even in tough environments, saving maintenance time and cost.



Quad Filter System

PrimeSupport

All Sony Professional's business projectors sold into the EU, Norway and Switzerland come supplied with a 3 year PrimeSupport pack. This offers unique services and benefits over and above standard warranty:-

3 Years Cover

Freephone telephone helpdesk support (**00800 7898 7898**) in 5 languages. Collection, repair and return anywhere in EU, Norway and Switzerland

In addition, optional PrimeSupport Plus packs can be purchased which can further enhance the 3 year support to give extra peace of mind:-

- A 2 year extension to give long-term assurance of expert support and technical assistance
- Provision of a loan unit throughout the 3 year of PrimeSupport cover to minimise disruption to business
- Free replacement lamp throughout the 3 year PrimeSupport cover to reduce unexpected running costs

Presentation Functions

Freeze Function

Freezes the projected image

Digital Zoom Function

Enlarges a section of the image

Picture/Audio Muting

Mutes the image/audio

Other Features

Closed Captioning

Official teletext broadcasting, developed by the NCI, USA

Security Pack

Security lock (password and mechanical), security bar, panel key lock and security label

Network and Control

Controls and monitors projector status

Compatible with various control systems



Test Pattern Key

For easy screen adjustment

ID Mode

For individual control of multiple projectors

Audio Monitor Function

Allows audio to be selected based on input selection

Smart APA

Auto pixel alignment

Direct Power On/Off

Direct power control using the circuit breaker on the switch board

Ziris Manage (optional)

Monitoring and reporting software for all Sony projectors and displays within a network



Prime
Support

Prime
Support Plus

VPL-FX30	VPL-FX35
Optional Accessories	



Optional Lenses

Projection Lens	VPLL-Z1024PK	VPLL-Z1032PK
Zoom Ratio	Manual (Approx. 1.4 x)	Manual (Approx. 1.6 x)
Focus	Manual	Manual
Screen Size*	40" to 600"	40" to 600"
Maximum External Dimensions	W 97 x H 87 x D 180 mm (W 3 13/16 x H 3 7/16 x D 7 3/32 in)	W 97 x H 87 x D 180 mm (W 3 13/16 x H 3 7/16 x D 7 3/32 in)
Mass	1.1 kg / 2 lb 7 oz	1.1 kg / 2 lb 7 oz
Lens Adapter	Supplied	Supplied

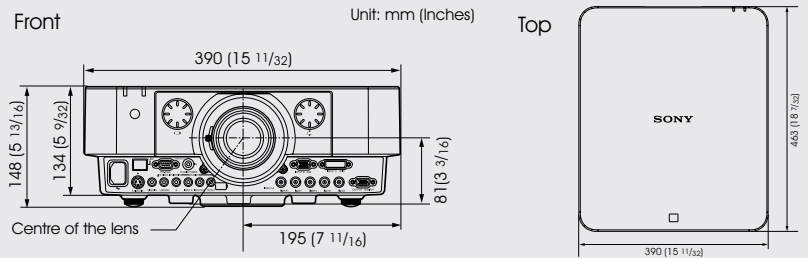
* Viewable area, measured diagonally.

Preset Signal Chart

Computer Signal			
Resolution	H [kHz] / V [Hz]	Input Connector	
		RGB	DVI-D
640 x 350	31.5/70	●	
	37.9/85	●	
640 x 400	31.5/70	●	
	37.9/85	●	
640 x 480	31.5/60	●	●
	35.0/67	●	
	37.9/73	●	
	37.5/75	●	
	43.3/85	●	
	35.2/56	●	
800 x 600	37.9/60	●	●
	48.1/72	●	
	46.9/75	●	
	53.7/85	●	
832 x 624	49.7/75	●	
1024 x 768	48.4/60	●	●
	56.5/70	●	
	60.0/75	●	
1152 × 864	68.7/85	●	
	64.0/70	●	
	67.5/75	●	
1152 x 900	77.5/85	●	
1280 x 960	61.8/66	●	
	60.0/60	●	●
1280 x 1024	75.0/75	●	
	64.0/60	●	●
	80.0/75	●	
1400 x 1050	91.1/85	●	
1600 x 1200	65.3/60	●	●
1280 x 768	75.0/60	●	●
1280 x 720	47.8/60	●	●
1280 x 720	45.0/60	●	●
1920 x 1080	45.0/60	●	●
1360 x 768	67.5/60	●	●
1472 x 768	47.7/60	●	●
1440 x 900	55.9/60	●	●
1680 x 1050	65.3/60	●	●
1280 x 800	49.7/60	●	●
1920 x 1200	74.0/60	●*1	●*1
Digital TV Signal			
Signal	H [Hz]	Input Connector	
		RGB*/YPBPR	DVI-D
480i	60	●	●
576i	50	●	●
480p	60	●	●
576p	50	●	●
1080i	60	●	●
1080i	50	●	●
720p	60	●	●*3
720p	50	●	●
1080p	60		●*3
1080p	50		●
Analogue TV Signal			
Signal	H [Hz]	Input Connector	
		VIDEO/S VIDEO	
480i	60	●	
576i	50	●	

*1: Available for VESA Reduced Blanking signals. *2: With INPUT A only. *3: Determine as a computer signal.

- When a signal other than the signals listed in table is input, the picture may not be displayed properly.
- An input signal meant for screen resolution different from that of the panel will not be displayed in its original resolution. Text and lines may be uneven.



Dimensions

Installation Diagram

Projection Distance

Projection Image Size		Projection Distance (L)		
Diagonal	Width x Height	Standard Lens	VPLL-Z1024PK	VPLL-Z1032PK
80-inch (2.03 m)	1.63 x 1.22 (64 x 48)	2.31 – 3.69 (91 – 145)	3.85 – 5.28 (152 – 207)	5.24 – 8.01 (207 – 315)
100-inch (2.54 m)	2.03 x 1.52 (80 x 60)	2.89 – 4.62 (114 – 182)	4.84 – 6.62 (191 – 260)	6.59 – 10.05 (260 – 395)
120-inch (3.05 m)	2.44 x 1.83 (96 x 72)	3.48 – 5.56 (137 – 218)	5.83 – 7.97 (230 – 313)	7.94 – 12.09 (313 – 476)
150-inch (3.81 m)	3.05 x 2.29 (120 x 90)	4.36 – 6.96 (172 – 274)	7.31 – 9.98 (288 – 393)	9.95 – 15.14 (392 – 596)
200-inch (5.08 m)	4.06 x 3.05 (160 x 120)	5.83 – 9.29 (230 – 366)	9.77 – 13.34 (385 – 525)	13.32 – 20.24 (525 – 797)

Specifications

		VPL-FX30	VPL-FX35
Display System		3 LCD system	
Display Elements	Effective Display Size	0.79" (20.1 mm) x 3, BrightEra, Aspect ratio: 4:3	
	Effective Pixels	2,359,296 (1024 x 768 x 3) pixels	
Projection Lens	Zoom	Manual (Approx. 1.6 x)	
	Focus	Manual	
	Lens Shift	Manual, Vertical: Upward 51% to Downward 0% Horizontal: Right 33% to Left 33%	
Light Source		High-pressure mercury lamp 230 W type	High-pressure mercury lamp 275 W type
Recommended Lamp Replacement Time*1		4000 H (Lamp mode: High) 5000 H (Lamp mode: Standard)	3000 H (Lamp mode: High) 4000 H (Lamp mode: Standard)
Filter Cleaning Cycle		Max. 15000 H*1 Same time as the lamp replacement is recommended	
Screen Size		40" to 600" (1.02 m to 15.24 m)*2	
Luminous Flux (Brightness)		4200 lm (Lamp mode: High) 3000 lm (Lamp mode: Standard)	5000 lm (Lamp mode: High) 4000 lm (Lamp mode: Standard)
Colour Luminous Flux (Colour Brightness)		4200 lm (Lamp mode: High) 3000 lm (Lamp mode: Standard)	5000 lm (Lamp mode: High) 4000 lm (Lamp mode: Standard)
Contrast Ratio*3		2000:1	
Displayable Scanning Frequency	Horizontal	14 kHz to 93 kHz	
	Vertical	47 Hz to 93 Hz	
Display Resolution	Computer Signal Input	Maximum display resolution: 1920 x 1200 dots*4 (resizing display) Panel display resolution: 1024 x 768 dots	
	Video Signal Input	NTSC, PAL, SECAM, 480/60i, 576/50i, 480/60p, 576/50p, 720/60p, 720/50p, 1080/60i, 1080/50i, 1080/60p, 1080/50p	
Colour System		NTSC3.58, PAL, SECAM, NTSC4.43, PAL-M, PAL-N, PAL60	
V. Keystone Correction		Max. +/- 30 degrees*5	
OSD Language		20-languages (English, Dutch, French, Italian, German, Spanish, Portuguese, Turkish, Polish, Russian, Swedish, Norwegian, Japanese, Simplified Chinese, Traditional Chinese, Korean, Thai, Vietnamese, Arabic, Persian)	
Computer and Video Signal Input/Output	INPUT A	RGB / Y Pb Pr input connector: 5BNC (female) Audio input connector: Stereo mini jack	
	INPUT B	RGB input connector: Mini D-sub 15-pin (female) Audio input connector: Stereo mini jack (shared with INPUT C)	
	INPUT C	DVI-D input connector: DVI-D 24-pin (Single link), supported HDCP Audio input connector: Stereo mini jack (shared with INPUT B)	
	S VIDEO IN	S video input connector: Mini DIN-4 pin Audio input connector: Pin jack (x2) (shared with VIDEO IN)	
	VIDEO IN	Video input connector: Pin jack Audio input connector: Pin jack (x2) (shared with S VIDEO IN)	
	OUTPUT	Monitor output connector*6: Mini D-sub 15-pin (female) Audio output connector*7: Stereo mini jack (variable out)	
Other Signal Input/Output		RS-232C connector: D-sub 9-pin (female) LAN connector: RJ45, 10BASE-T/100BASE-TX Control S input connector: Stereo mini jack, Plug in power DC5V	
Operating Temperature (Operating Humidity)		0°C to 40°C / 32°F to 104°F (35% to 85% (no condensation))	
Storage Temperature (Storage Humidity)		-20°C to +60°C / -4°F to +140°F (10% to 90%)	
Power Requirement		AC 100 V to 240 V, 3.8 A to 1.6 A, 50/60 Hz	
Power Consumption	AC 100 V to 120 V	330 W	380 W
	AC 220 V to 240 V	310 W	360 W
Standby Mode Power Consumption	AC 100 V to 120 V	11 W (Standby mode: Standard) / 0.15 W (Standby mode: Low)	
	AC 220 V to 240 V	12 W (Standby Mode: Standard) / 0.3 W (Standby mode: Low)	
Heat Dissipation	AC 100 V to 120 V	1126 BTU	1297 BTU
	AC 220 V to 240 V	1058 BTU	1228 BTU
Standard Outside Dimensions		W 390 x H 148 x D 477 mm (W 15 11/32 x H 5 13/16 x D 18 25/32 in) W 390 x H 134 x D 463 mm (W 15 11/32 x H 5 9/32 x D 18 7/32 in) (without protrusion)	
Mass		7.9 kg / 17 lb 7 oz	8.0 kg / 17 lb 10 oz
Supplied Accessories		RM-PJ19 Remote Commander (1), Size AA (R6) batteries (2), AC power cord (1), Cable ties (2), Quick Reference Manual (1), Security Label (1), Operating Instructions (1)	

*1 The figures are expected maintenance time and not guaranteed. They will depend on the environment or how the projector is used.

*2 Viewable area, measured diagonally.
*3 The value is average.
*4 Available for VESA Reduced Blanking signal.

*5 Depend on resolution. This projector tilt angle is up to +/- 15 degrees.
*6 From INPUT A and INPUT B.
*7 Works as audio switcher function. From current channel only.

At Sony Professional we believe images
have immeasurable power

Images nurture life
connect cultures
grow economies
deliver justice
inspire education
energise entertainment
advance science
liberate imagination
capture history
even promote peace

We use the power of images to increase
business value

We turn images into assets

This is Visual Wealth

© 2011 Sony Corporation. All rights reserved. Reproduction in whole or in part without permission is prohibited. Features and specifications are subject to change without notice. All non-metric weights and measurements are approximate. Sony and Ziris Life are trademarks of Sony Corporation. All other trademarks are the property of their respective owners. "Blend-in" design of the VPL-FX500L is well respected and has won the IF Product Design Award Gold 2011. The VPL-FX30 & VPL-FX35 employ "Blend-in" design concept.

Distributed by

About Sony Professional

Sony Professional is the leading supplier of AV/IT solutions to businesses across a wide variety of sectors including, **Media and Broadcast, Video Security and Retail, Transport & Large Venue markets**. It delivers products, systems and applications to enable the creation, manipulation and distribution of digital audio-visual content that add value to businesses and their customers. With over 25 years' experience in delivering innovative market-leading products, Sony Professional is ideally placed to deliver exceptional quality and value to its customers. Sony's Professional Services division, its systems integration arm, offers its customers access to the expertise and local knowledge of skilled professionals across Europe. Collaborating with a network of established technology partners, Sony Professional delivers end to end solutions that address the customer's needs, integrating software and systems to achieve each organisations' individual business goals. For more information please visit www.pro.sony.eu

HCT_10359_UK_03/2011

SONY
make.believe