

# VPL-CW255 & VPL-CW275 Projectors

WXGA resolution installation  
projectors with 4500 and  
5100 lumens brightness



**BrightEra™**  
Long Lasting Optics

## Key Features

### ECO Lamp Dimming

The projectors (if this function is selected) can reduce power consumption and brightness by 10-15%. After a user pre-set time, the brightness and power consumption will reduce to 30% power usage, with instant 100% brightness returning as soon as a new signal input is detected.

### ECO Picture Mute - (Instant Off/Instant On)

The new ECO Picture Mute feature reduces power consumption down to 30%, saving cost and lamp hours. This feature can be used in the classroom as instant off/instant on in-between class changes or in the corporate market as a tool to redirect attention away from the screen. There is no need to power completely off and turn back on which is time consuming.

### 4000/5000 Hours Lamp Life\*

A new driving scheme reduces gap expansion that minimises brightness gradation. A new cooling system allows uniformity in the temperature of the glass bulb which prevents the glass from clouding.

\* VPL-CW255 has recommended lamp replacement time of 5000<sup>h</sup> hours in Low lamp mode. VPL-CW275 has recommended lamp replacement time of 4000<sup>h</sup> hours in Standard lamp mode.

The VPL-CW255 and VPL-CW275 are designed to deliver a low total cost of ownership and include easy to operate, environmentally conscious features without compromising on superior quality and reliability.

The projectors offer 4500 and 5100 lumen brightness and 1.32 - 1.91:1 throw ratio for new or WXGA replacement business in most large classrooms or large meeting rooms.

Furthermore, in common with all Sony projectors, these projectors feature the Sony BrightEra 3LCD inorganic panel technology that delivers higher picture quality, substantially brighter images, higher efficiency, better contrast, consistent colour stability and longer durability and usability.

The VPL-CW255 features 3 brightness modes to suit each individual user's needs. The low brightness mode generates lower operating costs by reducing power consumption and extending the lamp lifetime to approximately 5000 hours. The VPL-CW275 replaces the low mode brightness feature with Auto Mode, allowing the lamp brightness to change with the image presented for optimum efficiency and picture quality. Both projectors have a contrast ratio of 3700:1, video inputs, HDMI and RJ45 or RS232C connectors for control.

### Lens Shift Function

The projectors are equipped with horizontal and vertical lens shift functions for greater installation flexibility. Using this function, the position of the projected image can be moved vertically up and down by 5.0% and horizontally from -3.0% through to +3.0%.

### 1.32 - 1.91:1 Throw Ratio

Both offer a 1.32 - 1.91:1 throw ratio that can accommodate most large classrooms or large meeting rooms current replacement installation.

## Other Features

**ECO Mode Key**

Users can easily select power-saving ECO Modes. The most energy-efficient mode is accessible through a single button-push with further adjustments available through an easily understood menu system.

**Filter replaced at the same time as Lamp**

The filter only needs to be changed when a new lamp is fitted, potentially halving disruption due to maintenance.

**Vertical and Horizontal Keystone Adjustment**

The projectors can correct keystone distortion by V: +/- 30% H: +/- 20% for perfect installation adjustment. (Note that since this is an electronic correction, it will reduce the picture quality slightly.)

**Image Warping**

The image warping feature allows an 8 point (4 corners and 4 sides) image adjustment for convex or concave projected surfaces. Making adjustments is easy with the remote control and the on-screen operating menu.

**Digital Zoom**

With Digital Zoom, users can enlarge a selected area of a computer-source image on the screen up to four times.

**Multiple Picture Modes**

The VPL-CW255 and CW275 have six picture modes (Dynamic, Standard, Game, Living, Cinema and Presentation) that can be selected to suit the nature of the source material.

**3LCD BrightEra Technology**

The Sony 0.63 inch BrightEra inorganic TFT 3-LCD panels deliver improved panel light resistance, higher resolution, high brightness and increased panel reliability.

**Smart APA (Auto Pixel Alignment)**

When a computer is used as a picture source, APA automatically optimises Phase, Pitch and Shift values. These can also be adjusted manually.

**Auto Input Search**

Auto Input Search detects which input has an incoming signal and automatically switches to it. This makes it easier for users to set up the projectors prior to making a presentation.

**Picture Muting**

If the picture needs to be turned off, all it takes is a single button-press on the remote control. This will mute audio at the same time. There is also a separate "mute audio" button for audio-only muting.

**Audio Switcher Facility**

To avoid the need for a separate audio switcher, the projectors can be used to select between two audio sources, routing them via a variable audio output to the room amplification system.

**Picture Freeze Function**

Picture Freeze is useful during presentations where users need to look at other material on their PC's screen without the viewing audience being aware. Freeze the current image and users can use their PC independently of the display from the projectors.

**Off and Go**

At the end of a presentation, users can turn off the power supply to the projectors immediately, instead of going through a 'power down' cycle.

**Direct Power On/Off**

With this function, there is no need to go through 'Standby' mode when powering up the projectors. The projectors can be set to activate as soon as power is supplied.

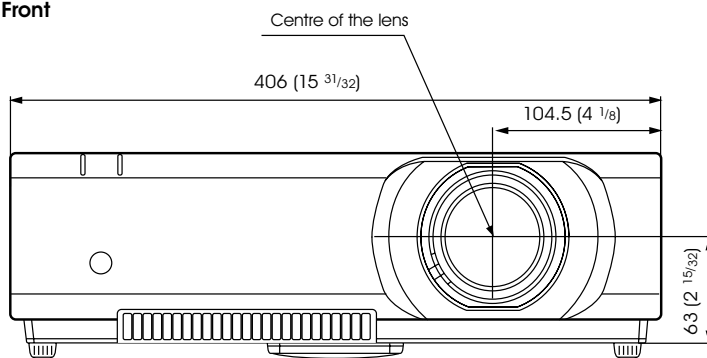
**Built-in Security Measures**

Both projectors have a package of security measures, including password protection and physical anti-theft anchor points.

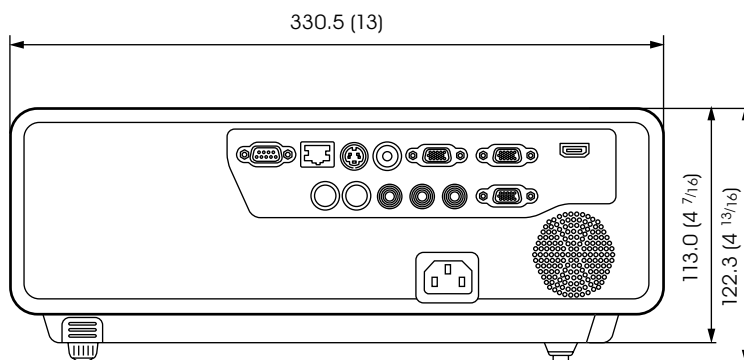
## Connector Panel



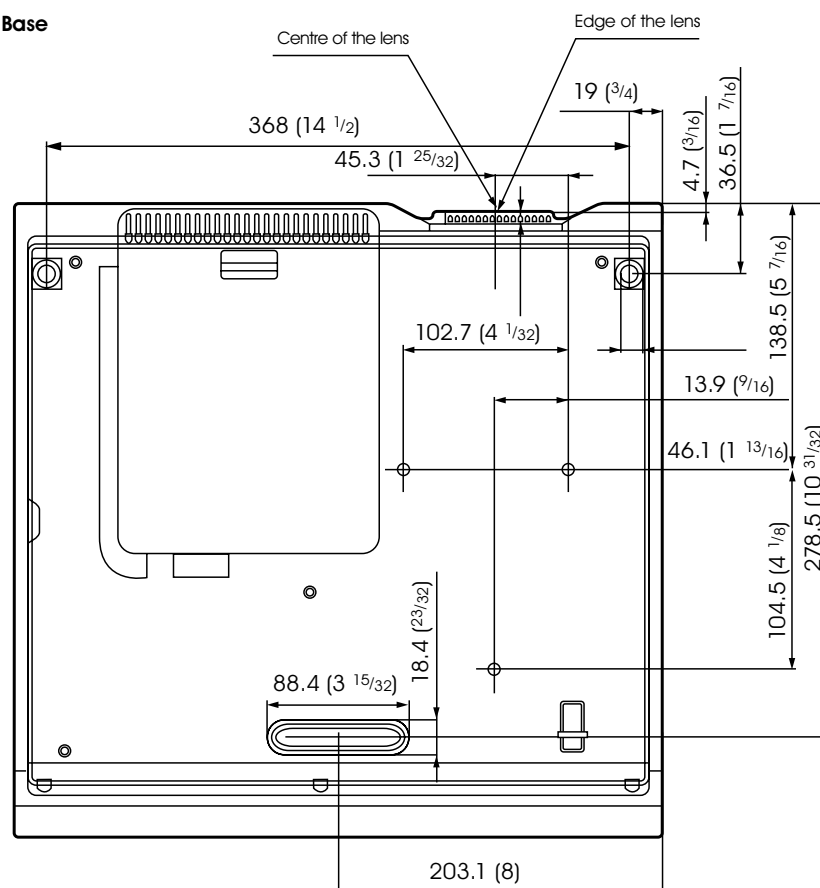
Front



Side



Base



Unit: mm (inches)

All Sony Professional's business projectors sold into the EU, Norway and Switzerland come supplied with a 3 year PrimeSupport pack. This offers unique services and benefits over and above standard warranty:-

### 3 year cover plus 1 year (or 1000 hours) lamp cover

3 year projector and 1 year lamp warranty/1000 hour PrimeSupport cover from the product purchase date.

Freephone telephone helpdesk support (00800 7898 7898) in 5 languages. Collection, repair and return anywhere in EU, Norway and Switzerland.

In addition, optional PrimeSupport Plus packs can be purchased which can further enhance the 3 year support to give extra peace of mind:-

- A 2 year extension of the standard 3 year PrimeSupport to give long-term assurance of expert support, technical assistance and repairs for 5 years from purchase date.
- Provision of a loan unit for 3 or 5 years cover to ensure minimal impact to the customer's business in case of product failure.
- Cover for a lamp failure throughout the 3 year PrimeSupport term for customers who don't want to have any unexpected running costs.



## Specifications



		VPL-CW255	VPL-CW275
Display system		3 LCD system	
Display device	Size of effective display area	0.75" (19.0 mm) x 3, BrightEra, Aspect ratio: 16:10	
	Number of pixels	3,072,000 (1280 x 800 x 3) pixels	
Projection lens	Zoom	x1.5	
	Focus	Manual	
	Lens Shift	Manual V: +/- 5% H: +/- 3%	
Throw Ratio		1.32 - 1.91:1	
Light source		High-pressure mercury lamp 245 W type	High-pressure mercury lamp 280 W type
Recommended lamp replacement time*1		3000 H / 4000 H / 5000 H (Lamp mode: High / Standard / Low)	3000 H / 4000 H (Lamp mode: High / Standard)
Filter cleaning cycle*1		Max. 5000 H / same time as lamp replacement is recommended	Max 4000 H / same time as lamp replacement is recommended
Screen size		40" to 300" (1.02 m to 7.62 m)	
Light output (Lamp mode: High / Standard / Low)		4500 lm / 3400 lm / 2500 lm	5100 lm / 4200 lm / Auto
Colour light output		4500 lm / 3400 lm / 2500 lm	5100 lm / 4200 lm / Auto
Contrast ratio (full white / full black)**2		3700:1	
Fan noise		30dB (low)	36dB (Standard)
Speaker		10 W x 1 (monaural)	
Displayable scanning frequency	Horizontal	19 kHz - 92 kHz	
	Vertical	48 Hz - 92 Hz	
Display resolution	Computer signal input	Maximum input signal resolution: UXGA 1600 x 1200*3 (resizing display), Panel display resolution: 1280 x 800 pixels	
	Video signal input	NTSC3.58, PAL, SECAM, 480/60i, 576/50i, 480/60p, 576/50p, 720/60p, 720/50p, 1080/60i, 1080/50i	
Colour system		Auto / NTSC3.58, PAL, SECAM, NTSC4.43, PAL-M, PAL-N, PAL60	
Colour System Resolution		720 TV Lines	
[V & H] Keystone correction		Vertical: Max. +/- 30 degrees Horizontal: Max. +/- 20% degrees	
OSD language		23-languages (English, Dutch, French, Italian, German, Spanish, Portuguese, Turkish, Polish, Russian, Swedish, Norwegian, Japanese, Simplified Chinese, Traditional Chinese, Korean, Thai, Vietnamese, Arabic, Persian, Indonesian, Finnish, Hungarian)	
Computer and video signal input/output	INPUT A	RGB / Y PB PR input connector: Mini D-sub 15-pin (female), Audio input connector: Stereo mini jack	
	INPUT B	RGB input connector: Mini D-sub 15-pin (female), Audio input connector: Stereo mini jack	
	INPUT C	HDMI 1.9-pin, HDCP support, Audio input: HDMI audio support	
	S VIDEO IN	S video input connector: Mini DIN 4-pin, Audio input connector: RCA (Shared with Video In)	
	VIDEO IN	Video input connector: RCA, Audio input connector: RCA (Shared with S-Video)	
Control signal input/output	OUTPUT	Monitor output connector*4: Mini D-sub 15-pin (female), Audio output connector*5: Stereo mini jack (variable out)	
		RS-232C connector: D-sub 9-pin (female)	
		LAN connector: RJ45, 10BASE-T/100BASE-TX	
Operating temperature (Operating humidity)		0°C to 40°C / 32°F to 104°F (35% to 85% (no condensation))	
Storage temperature (Storage humidity)		-10°C to 60°C / -4°F to 140°F (10% to 90%)	
Power requirements		AC 100 V to 240 V, 1.4A to 3.6 A 50 Hz / 60 Hz	AC 100V to 240V, 1.7A to 3.9A 50Hz/60Hz
Power consumption	AC 100 V to 120 V	340W / 280W / 240W (Lamp mode: High / Standard / Low)	397W / 345W (Lamp Mode: High / Standard)
	AC 220 V to 240 V	320W / 265W / 225W (Lamp Mode: High / Standard / Low)	373W / 323W (Lamp Mode: High / Standard)
Standby mode power consumption	AC 100 V to 120 V	3W / < 0.5 W (Standby mode: Standard / Low)	
	AC 220 V to 240 V	3W / < 0.5 W (Standby mode: Standard / Low)	
Heat dissipation	AC 100 V to 120 V	1,195BTU	1,352 BTU
	AC 220 V to 240 V	1,126BTU	1,273 BTU
Standard outside dimensions		W 406 x H 122.3 x D 330.5 mm / W 15 31/32 x H 4 13/16 x D 13 in. W 406 x H 113 x D 330.5 mm / W 15 31/32 x H 4 4/16 x D 13 in (without protrusion)	
Mass		5.5kg / 12lb 2oz	
Supplied accessories		RM-PJ7 Remote Commander RM-PJ7 (1), CR2025 Lithium Battery (1), AC Power Cord, Mini D-sub 15-pin cable (1), Lens Cap (1), Operating Instructions (1), EU Battery Info, Warranty Documentation Quick Reference Manual (1)	
Optional accessories		LMP-C240 Projector Lamp	LMP-C280 Projector Lamp
		PAM-300 Bracket	

## Optional Accessories

Projector Lamp (for replacement) LMP-C240 (VPL-CW255)	Projector Lamp LMP-C280 (VPL-CW275)	PAM-300 Bracket

- \*1: The figures are expected maintenance time and not guaranteed. They will depend on the environment or how the projector is used.  
 \*2: The value is average.  
 \*3: Available for VESA reduced blanking signal.  
 \*4: Not available in Standby.  
 \*5: Works as audio switcher function. From current channel only. Not available in standby.

For full features visit [www.pro.sony.eu/projectors](http://www.pro.sony.eu/projectors)

© 2012 Sony Corporation. All rights reserved. Reproduction in whole or in part without permission is prohibited. Features and specifications are subject to change without notice. All non-metric weights and measurements are approximate. Sony and make.believe are trademarks of Sony Corporation. All other trademarks are the property of their respective owners.

Distributed by

Professional Solutions Europe is the leading supplier of AV/IT solutions to businesses across a wide variety of sectors including, Media and Broadcast, Video Security and Retail, Transport & Large Venue markets. It delivers products, systems and applications to enable the creation, manipulation and distribution of digital audio-visual content that add value to businesses and their customers. With over 25 years' experience in delivering innovative market-leading products, Professional Solutions Europe is ideally placed to deliver exceptional quality and value to its customers. Sony's Professional Services division, its systems integration arm, offers its customers access to the expertise and local knowledge of skilled professionals across Europe. Collaborating with a network of established technology partners, Professional Solutions Europe delivers end to end solutions that address the customer's needs, integrating software and systems to achieve each organisations' individual business goals. For more information please visit [www.pro.sony.eu](http://www.pro.sony.eu)

HCT\_VPL-CW255/275\_J1188\_UK\_22/10/2012

**SONY**  
make.believe