


Learning Comes Easy with Bright and Efficient Dustproof Projection



Dust-resistant  
for lasting  
brightness!



Worldwide  
Olympic Partner



Worldwide  
Paralympic Partner



**DIGITAL  
LINK**™  
SINGLE CABLE SOLUTION



**Dustproof Design to Maintain Brightness**




**Brilliant Picture Quality in Bright Rooms**

Endurance is the defining quality of our PT-FZ570 Series projector. Engineered to extend picture-perfect performance, it features a new dustproof optical drive, long-life lamp, and improved filtering technology to maintain brightness and cut operating costs. Dependable without compromise, students benefit from compelling imaging performance while administrators save money every year: a win-win solution from Panasonic, the world leader in education projection.



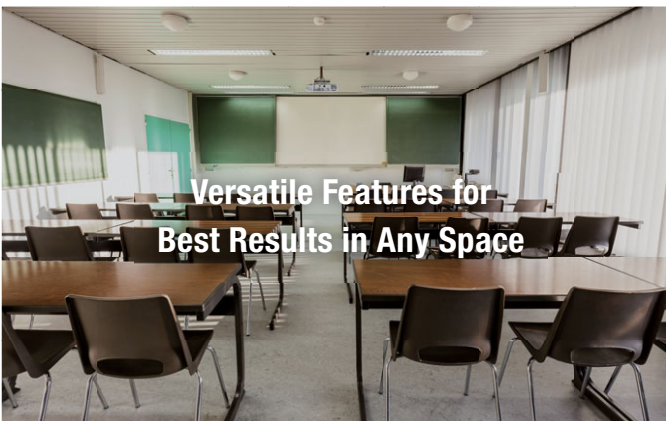
**Whisper Quiet to Prevent Distractions**



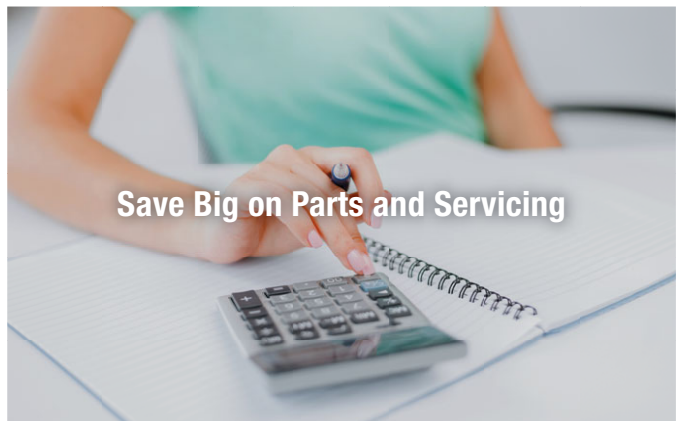
**Simplified Installation and System Integration**



**User-friendly Wired or Wireless\* Projection**



**Versatile Features for Best Results in Any Space**



**Save Big on Parts and Servicing**

**Get Better Results and Better Economy with Panasonic**



# Lasting Brightness and Picture Quality at Lower Cost



## LCD Projectors

### PT-FZ570 Series

	PT-FZ570	PT-FW530	PT-FX500
Resolution	WUXGA	WXGA	XGA
Brightness	4,500 lm		5,000 lm
Contrast	10,000:1		

## Excellent Picture Quality

### Compact Design Delivers Up to 5,000 lm

PT-FX500 features 5,000 lm and PT-FZ570/FW530 4,500 lm of brightness to produce bright and clear images even with the lights on. Documents with text and graphics are easy to read, while still images and video are reproduced with colorful vibrancy.


### Dynamic Contrast of 10,000:1 with Iris

High dynamic contrast of 10,000:1 is enabled by an iris mechanism, so that white appears white and black appears black (not dark gray) with minimal loss in detail. The result is clear and comfortable viewing.



### Image Optimization for Bright Ambient Light

Panasonic's original Daylight View Basic uses a built-in sensor to measure ambient light and calibrate image projection to suit, optimizing brightness and halftone color and sharpening details for easy-to-see pictures in well-lit rooms.



### DICOM Simulation Mode\*2 for Medical Presentations

This imaging mode is similar to the DICOM Part 14 medical imaging standard. It lends a film-like quality to X-ray images, making the PT-FZ570 Series ideal for training presentations related to medicine.



### WUXGA Resolution\*1 Capability

With up to WUXGA\*1 (1920 x 1200) resolution, the PT-FZ570 Series is capable of displaying Full HD video. The extra detail and depth engages viewers for a more compelling presentation.

\*1 PT-FZ570 features WUXGA, PT-FW530 WXGA, and PT-FX500 XGA native resolution. \*2 This product is not a medical instrument. Do not use for actual medical diagnosis.


## Low Total Cost of Ownership

### Long Lamp Replacement Cycle

PT-FZ570 Series projectors extend lamp replacement to 8,000 hours (with lamp power set to Eco) or 6,000 hours (lamp power set to Normal), significantly reducing operating costs, labor, and environmental impact.


### Dustproof Cabinet with Dual-Layer Eco Filter

If dust gets inside the projector's optical unit, brightness suffers. The PT-FZ570 Series protects against dust intrusion with a one-way airflow path and improved sealing for the lens block, air intake duct, and dual-layer Eco Filter. This pleated, dual-layer electrostatic filter captures the tiniest dust particles and requires no maintenance for 16,000 hours<sup>\*3</sup>. It also can be washed and reused<sup>\*4</sup>. These dustproof projectors are specifically designed to maintain brightness for longer in high-traffic environments while reducing the cost of servicing.



### ECO Management Slashes Power Consumption

A variety of Eco Management functions are accessible via a button on the remote controller. These include brightness optimization for ambient light conditions and lamp power reduction when no input signal is detected.



### Easy-Access Lamp and Filter

To reduce hassle, the filter can be replaced via the side and the lamp from the top of the projector. There's no need to remove the unit from its ceiling mount for periodic maintenance.



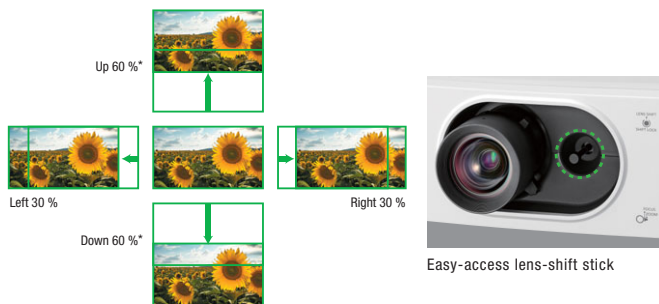
### Quiet Operation in ECO Mode

The quiet design reduces operating noise to just 29 dB<sup>\*5</sup>, with the sound of the cooling fan hardly noticeable. This helps to keep the audience focused on the presentation.

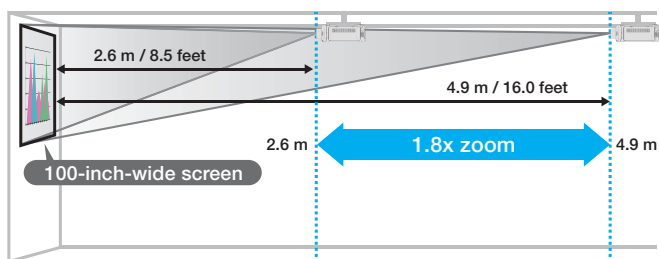
## Easy Setup and System Integration

### Wide-Range 1.8x Zoom and Lens Shift

The inclusion of a versatile 1.8x zoom and joystick-operated wide-range lens shift grants flexibility for installation in different rooms and for projection on different screen sizes. To produce a 100-inch-diagonal wide-screen image, projection distance extends from approximately 2.6 m (8.5 ft) to approximately 4.9 m (16.1 ft)<sup>\*6</sup>.



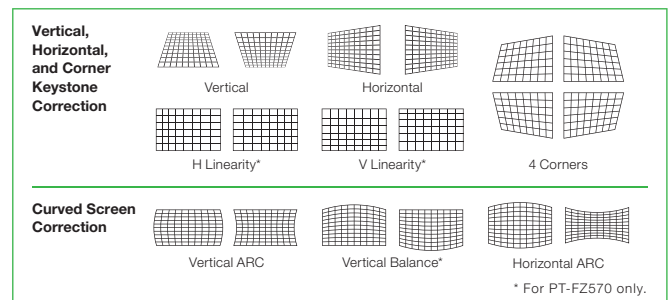
\* PT-FX500 features up to 50% lens shift.



For PT-FZ570/FW530 (16:10 aspect ratio).

### Screen Adjustment for Specially Shaped Screens

Horizontal, vertical, and corner keystone correction adjusts the image shape for clear visibility when projecting off-axis or from an unusual angle. Curved Screen Correction allows for the projection of natural, distortion-free images onto curved or cylindrical surfaces.





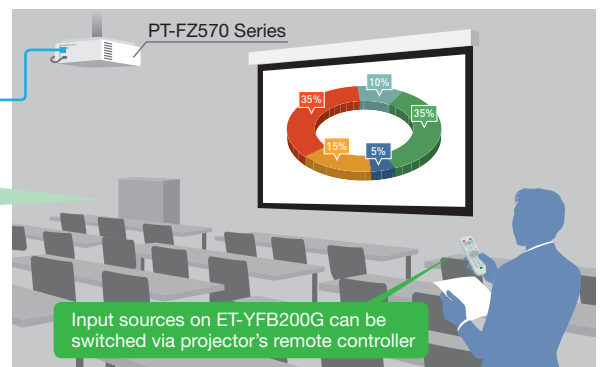
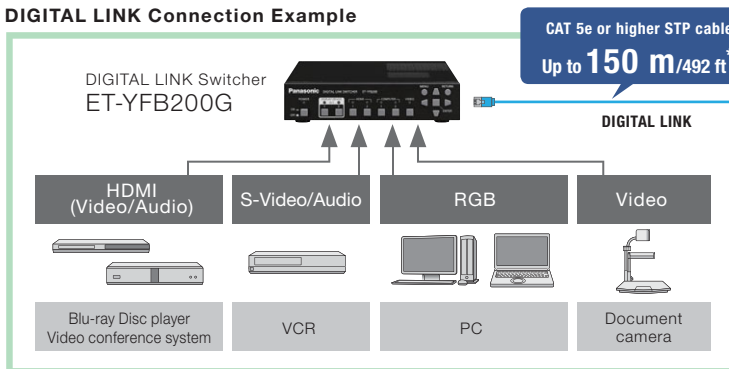
### Installation Simplified with DIGITAL LINK

DIGITAL LINK supports transmission of Full HD video, audio, and control signals through a single CAT 5e or higher STP cable for distances of up to 150 m (492 ft)\*7. An optional DIGITAL LINK Switcher or Digital Interface Box allows source devices to be connected and signals routed through a single cable, saving on installation costs and simplifying daily operation.



DIGITAL LINK Switcher ET-YFB200G

### DIGITAL LINK Connection Example



DIGITAL LINK is based on the HDBaseT™ communication standard developed by the HDBaseT Alliance with unique Panasonic functions added. This means peripheral HDBaseT™-compatible devices manufactured by other brands can be connected together with Panasonic products such as the ET-YFB200G for easy system control over the network.


For more information about DIGITAL LINK, please visit:  
[panasonic.net/prodisplays/solutions/technology/digital\\_link/](http://panasonic.net/prodisplays/solutions/technology/digital_link/)

\*3 Period varies depending on usage environment. \*4 Follow user manual procedures when servicing filter. Replacement recommended after washing and reusing filter twice. If not sufficiently clean after washing, replacement is advised. \*5 33 dB with lamp power set to Normal. \*6 For PT-FZ570/FW530 in 16:10 aspect ratio. \*7 150 m (492 ft) transmission available in Long Reach Mode with optional ET-YFB200G DIGITAL LINK Switcher only. Signal resolution is limited to 1080/60p (dot-clock frequency 148.5 MHz) and below.



### Lens-Centered Design

A symmetrical lens-centered design reduces installation complexity and makes these projectors easier to adapt to a wider range of installation sites.




### Project Wirelessly with Optional Module

The optional ET-WML100 wireless USB module enables projection of a variety of media via Windows® PCs, iOS devices, or Android™ devices loaded with an appropriate app. Whether projecting from desk or ceiling, there's no need for cables—and it's also possible to display content from more than one device at a time in Multi-Live Mode.



#### Presenter Light Ver. 1.0 for Windows® PCs

- Stills, video, documents (including PDF and PowerPoint® files), and other media displayed on the PC screen can be wirelessly projected
- Images from up to four PCs can be projected simultaneously

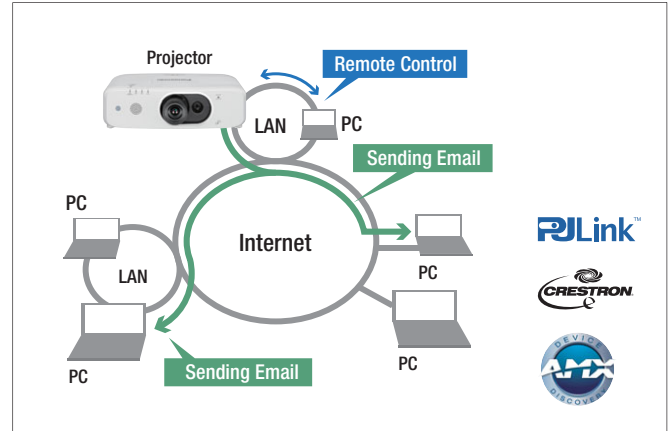


#### VueMagic™ Pro\*8 for iOS/Android™ Devices

- Selected still images and document formats (including PDF files) are supported
- Features Live Camera Mode and Annotate Mode
- Images from up to four devices can be projected simultaneously

### Integrates into Existing AV Infrastructure

With support for PJLink™ Class 1, Crestron Connected, AMX, and RS-232C over wired LAN, any legacy unit can be swapped out for a PT-FZ570 Series projector without disrupting existing control and management infrastructure. Emulation via RS-232C allows original settings to be preserved. PT-FZ570 Series supports optional Early Warning Software that notifies the administrator ahead of time when part replacement is required.



### Additional Features

- Power-saving Eco Standby Mode draws just 0.5 W\*9
- Direct Power Off enables safe projector shutdown via breaker switch
- Anti-theft measures include security bar, password protection, and personalized startup logo
- Supports free Multi Monitoring & Control Software
- 10 W speaker
- Closed Captioning (NTSC, 480i YCbCr)
- Schedule Function

\*8 VueMagic™ Pro is a product of Pixelworks, Inc. For more information, please visit [vuemagic.pixelworks.com](http://vuemagic.pixelworks.com) \*9 When the Standby Mode is set to Eco, network functions such as Power On via LAN will not operate. Also, only certain commands can be received for external control using the serial terminal.

### Related Products

#### LCD Projectors

#### PT-EZ590 Series


PT-EZ590 / PT-EZ590L	WUXGA	5,400 lm	10,000:1
PT-EW650 / PT-EW650L	WXGA	5,800 lm	10,000:1
PT-EW550 / PT-EW550L	WXGA	5,000 lm	2,000:1
PT-EX620 / PT-EX620L	XGA	6,200 lm	10,000:1
PT-EX520 / PT-EX520L	XGA	5,300 lm	2,000:1

Models with an "L" designation are sold without a lens.

Higher brightness makes the PT-EZ590 Series suitable for larger classrooms and meeting rooms with appropriate features such as powered lens shift and optional lenses.




## Optional Accessories

Ceiling Mount Bracket (for High Ceiling) ET-PKD120H*1		Ceiling Mount Bracket (for Low Ceiling) ET-PKD120S*1		Projector Mount Bracket ET-PKE300B*1	
Replacement Lamp Unit ET-LAEF100		Replacement Filter Unit ET-RFF200		Wireless Module ET-WML100	
DIGITAL LINK Switcher ET-YFB200G		Digital Interface Box ET-YFB100G		Early Warning Software ET-SWA100 Series*2	
				D-sub/S-VIDEO Conversion Cable ET-ADSV	

\*1 Use ET-PKD120H Ceiling Mount Bracket (for High Ceiling) and ET-PKD120S Ceiling Mount Bracket (for Low Ceiling) in combination with ET-PKE300B Projector Mount Bracket.

\*2 Part number suffix may differ depending on the license type. For more information, please visit: [panasonic.net/avc/projector/products/swa100/](http://panasonic.net/avc/projector/products/swa100/)

## Terminals

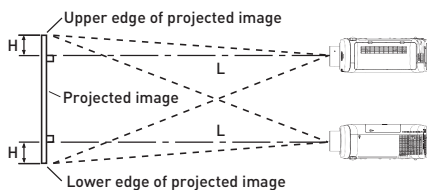
	1 USB terminal (for optional Wireless Module) 2 Computer 2 IN/1 OUT terminal 3 Computer 1 IN terminal 4 HDMI 1 IN terminal 5 HDMI 2 IN terminal 6 LAN terminal 7 DIGITAL LINK/LAN terminal	8 USB terminal (power supply only) 9 Serial IN terminal 10 Video IN terminal 11 Audio IN 1 terminal 12 Audio IN 2 terminal 13 Audio IN 3 terminal 14 Audio OUT terminal
--	--	---

## Projection Distance

Unit: meters [feet]

Model	PT-FZ570 / PT-FW530								PT-FX500			
	16:10 aspect ratio				16:9 aspect ratio				4:3 aspect ratio			
	Projection distance (L)		Height from the edge of screen to center of lens (H)*		Projection distance (L)		Height from the edge of screen to center of lens (H)*		Projection distance (L)		Height from the edge of screen to center of lens (H)*	
Diagonal (inch)	min.	max.	min.	max.	min.	max.	min.	max.	min.	max.	min.	max.
1.02 [40"]	1.03 [3.38]	1.94 [6.36]	-0.054 [-0.18]	0.595 [1.95]	1.06 [3.48]	1.99 [6.53]	-0.083 [-0.27]	0.583 [1.91]	1.05 [3.4]	1.98 [6.5]	0.00 [0.0]	0.61 [2.0]
1.27 [50"]	1.29 [4.23]	2.42 [7.94]	-0.067 [-0.22]	0.740 [2.43]	1.33 [4.36]	2.49 [8.17]	-0.104 [-0.34]	0.726 [2.38]	1.32 [4.3]	2.47 [8.1]	0.00 [0.0]	0.76 [2.5]
1.52 [60"]	1.55 [5.09]	2.91 [9.55]	-0.081 [-0.27]	0.886 [2.91]	1.60 [5.25]	2.99 [9.81]	-0.124 [-0.41]	0.869 [2.85]	1.58 [5.2]	2.96 [9.7]	0.00 [0.0]	0.91 [3.0]
1.78 [70"]	1.82 [5.97]	3.41 [11.19]	-0.094 [-0.31]	1.038 [3.41]	1.88 [6.17]	3.51 [11.52]	-0.145 [-0.48]	1.018 [3.34]	1.86 [6.1]	3.47 [11.4]	0.00 [0.0]	1.07 [3.5]
2.03 [80"]	2.09 [6.86]	3.89 [12.76]	-0.108 [-0.35]	1.183 [3.88]	2.14 [7.02]	4.00 [13.12]	-0.166 [-0.54]	1.160 [3.81]	2.12 [7.0]	3.97 [13.0]	0.00 [0.0]	1.22 [4.0]
2.29 [90"]	2.36 [7.74]	4.4 [14.44]	-0.121 [-0.40]	1.335 [4.38]	2.42 [7.94]	4.52 [14.83]	-0.187 [-0.61]	1.309 [4.29]	2.40 [7.9]	4.48 [14.7]	0.00 [0.0]	1.37 [4.5]
2.54 [100"]	2.62 [8.60]	4.88 [16.01]	-0.135 [-0.44]	1.481 [4.86]	2.69 [8.83]	5.02 [16.47]	-0.207 [-0.68]	1.452 [4.76]	2.67 [8.8]	4.97 [16.3]	0.00 [0.0]	1.52 [5.0]
3.05 [120"]	3.15 [10.33]	5.87 [19.26]	-0.162 [-0.53]	1.778 [5.83]	3.24 [10.63]	6.03 [19.78]	-0.249 [-0.82]	1.744 [5.72]	3.21 [10.5]	5.98 [19.6]	0.00 [0.0]	1.83 [6.0]
3.81 [150"]	3.94 [12.93]	7.34 [24.08]	-0.202 [-0.66]	2.221 [7.29]	4.05 [13.29]	7.54 [24.74]	-0.311 [-1.02]	2.178 [7.15]	4.02 [13.2]	7.47 [24.5]	0.00 [0.0]	2.29 [7.5]
5.08 [200"]	5.17 [17.29]	9.79 [32.12]	-0.269 [-0.88]	2.962 [9.72]	5.42 [17.78]	10.07 [33.04]	-0.415 [-1.36]	2.904 [9.53]	5.37 [17.6]	9.98 [32.7]	0.00 [0.0]	3.05 [10.0]
6.35 [250"]	6.59 [21.62]	12.25 [40.19]	-0.337 [-1.11]	3.702 [12.15]	6.78 [22.24]	12.59 [41.31]	-0.519 [-1.70]	3.63 [11.91]	6.72 [22.0]	12.48 [40.9]	0.00 [0.0]	3.81 [12.5]
7.62 [300"]	7.92 [25.98]	14.71 [48.26]	-0.404 [-1.33]	4.442 [14.57]	8.14 [26.71]	15.11 [49.57]	-0.622 [-2.04]	4.356 [14.29]	8.07 [26.5]	14.98 [49.1]	0.00 [0.0]	4.57 [15.0]

\* The value for H (the height from the edge of the screen to the centre of the lens) is the value when the horizontal optical axis shift function is not used. The value decreases when the horizontal optical axis shift function is used. Note: The value for L (distance to screen) varies slightly depending on the zoom lens characteristics. At the shortest projection distance, the zoom lens characteristics may cause slight image distortion.



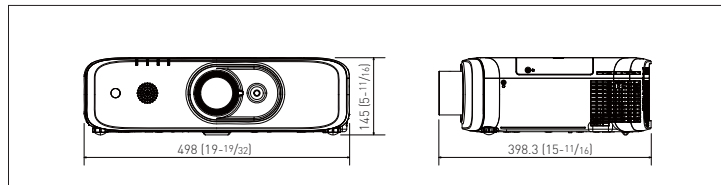
## Specifications

Model	PT-FZ570	PT-FW530	PT-FX500
Power supply	100–240 V AC, 50/60 Hz		
Power consumption	413 W (0.5 W with Standby Mode set to Eco*1, 12 W with Standby Mode set to Normal)	400 W (0.5 W with Standby Mode set to Eco*1, 12 W with Standby Mode set to Normal)	
LCD panel	Panel size	16.3 mm (0.64") diagonal (16:10 aspect ratio)	
	Display method	Transparent LCD panel (× 3, R/G/B)	
	Drive method	Active matrix	
	Pixels	2,304,000 (1920 × 1200) × 3, total of 6,912,000 pixels	1,024,000 (1280 × 800) × 3, total of 3,072,000 pixels
Lens	Manual 1.8 x zoom (throw ratio 1.22–2.26:1), manual focus F 1.6–2.2, f 17.1–31.7 mm		Manual zoom (throw ratio 1.32–2.44:1), manual focus F 1.6–2.2, f 17.1–31.7 mm
Lamp	270 W UHM lamp × 1		
Lamp replacement cycle	6,000 hours*2 (lamp power: Normal), 8,000 hours*2 (lamp power: Eco)		
Screen size (diagonal)	1.02–7.62 m (40–300 in), 16:10 aspect ratio		1.02–7.62 m (40–300 in), 4:3 aspect ratio
Brightness*3	4,500 lm (lamp power: Normal, Image Mode: Dynamic)		5,000 lm (lamp power: Normal, Dynamic Mode)
Center-to-corner uniformity*3	90 %		
Contrast*3	10,000:1 (full on/full off, lamp power: Normal, Image Mode: Dynamic, Iris: ON)		
Resolution	1920 × 1200 pixels	1280 × 800 pixels*4	1024 × 768 pixels*4
Scanning frequency	HDMI/DIGITAL LINK	Dot clock: 25–162 MHz (640 x 400 pixels to 1920 x 1200 pixels)	
	RGB	fh: 15 kHz–91 kHz, fv: 24 Hz–100 Hz, dot clock: up to 162 MHz	
	YPbPr (YCbCr)	fh: 15.73 kHz, fv: 59.94 Hz [480i (525i)], fh: 15.63 kHz, fv: 50 Hz [576i (625i)], fh: 45.00 kHz, fv: 60 Hz [720 (750)/60p], fh: 33.75 kHz, fv: 60 Hz [1080 (1125)/60i], fh: 28.13 kHz, fv: 25 Hz [1080 (1125)/25p], fh: 27.00 kHz, fv: 48 Hz [1080 (1125)/24sF], fh: 67.50 kHz, fv: 60 Hz [1080 (1125)/60p], fh: 31.47 kHz, fv: 59.94 Hz [480p (525p)], fh: 31.25 kHz, fv: 50 Hz [576p (625p)], fh: 31.25 kHz, fv: 50 Hz [720 (750)/50p], fh: 28.13 kHz, fv: 50 Hz [1080 (1125)/50i], fh: 27.00 kHz, fv: 24 Hz [1080 (1125)/24p], fh: 33.75 kHz, fv: 30 Hz [1080 (1125)/30p], fh: 56.25 kHz, fv: 50 Hz [1080 (1125)/50p]	
	Video/YC	fh: 15.73 kHz, fv: 59.94 Hz [NTSC/NTSC4.43/PAL-M/PAL60], fh: 15.63 kHz, fv: 50 Hz [PAL/PAL-N/SECAM]	
Optical axis shift	Vertical (from center of screen)	±60 %	
	Horizontal (from center of screen)	±30 %	
Keystone correction range*5	Vertical: ±25 °, horizontal: ±30 °	Vertical: ±35 °, horizontal: ±35 °	
Installation	Ceiling/floor, front/rear		
Built-in speaker	4.0 cm round shape × 1, output power: 10.0 W (monaural)		
Terminals	HDMI IN	HDMI 19-pin × 2 (Deep Color, compatible with HDCP), audio signal: Linear PCM (Sampling frequency: 48 kHz/44.1 kHz/32 kHz)	
	Computer 1 IN	D-sub HD 15-pin (female) × 1, compatible with RGB/YPbPr (YCbCr)/YC	
	Computer 2 IN/1 OUT	D-sub HD 15-pin (female) × 1, compatible with RGB/YPbPr (YCbCr), input/output switching	
	VIDEO IN	Pin jack × 1 (composite video)	
	AUDIO IN	Pin jack × 1 (L/R × 1), M3 × 2	
	AUDIO OUT	M3 × 1 for output (variable)	
	SERIAL IN	D-sub 9-pin (female) × 1 for external control (RS-232C compliant)	
	LAN	RJ-45 × 1 for network connection, 10Base-T, 100Base-TX, compatible with PjLink™	
	DIGITAL LINK/LAN	RJ-45 × 1 for network and DIGITAL LINK connection, 100Base-TX, compatible with PjLink™, HDCP, Deep Color	
	USB-A	USB terminal for optional Wireless Module (ET-WML100) × 1, DC output terminal for power supply (DC 5 V, up to 900 mA) × 1	
Operating noise*3	33 dB (lamp power: Normal), 29 dB (lamp power: Eco)		
Filter	x 1 set (main filter x 1, pre filter x 1, replacement cycle: up to 16,000 hours*6)		
Cabinet materials	Molded plastic (PC + ABS)		
Dimensions (W × H × D)	498 × 145*7 × 398.3 mm (19 19/32" × 5 11/16" × 15 11/16")		
Weight*8	Approximately 7.9 kg (17.4 lbs.)		
Operating environment	Operating temperature: 0 °C–40 °C (32 °F–104 °F)*9, operating humidity: 20 %–80 % (no condensation)		
Supplied accessories	Power cord with power cord holder*10, wireless remote control unit × 1, batteries (R03/LR03/AAA type × 2), Software CD-ROM × 1 (Logo Transfer Software, Multi Monitoring and Control Software)		

\*1 When Standby Mode is set to Eco, network functions such as power on over LAN will not operate. Also, only certain commands can be received for external control using the serial terminal. \*2 This is the maximum value when the lamp is turned on for 2 hours and off for 0.25 hours. If the lamp is turned on more frequently or kept on for a long time, lamp replacement cycle will be reduced. Usage environment affects lamp lifespan. \*3 Measurement, measuring conditions, and method of notation all comply with ISO 21118 international standards. \*4 Input signals that exceed supported resolution will be converted. \*5 Value differs when the correction for both directions is operated. \*6 Usage environment affects the duration of the filter. \*7 With legs at shortest position. \*8 Average value. May differ depending on models. \*9 At altitudes below 1,400 m (4,593 ft) above sea level. Operating temperature range is 0 °C to 35 °C (32 °F to 104 °F) when used at altitudes from 1,400 m to 2,700 m (4,593 ft to 8,858 ft) above sea level. Also, if the ambient temperature exceeds 35 °C (95 °F) (30 °C [86 °F] at high altitude), lamp power automatically switches to Eco in order to protect the projector. \*10 Power cords available (x2) for Europe, the UK and Asia only.

## Dimensions

unit: mm (inch)



# Panasonic®



For more information about Panasonic projectors, please visit:  
 Projector Global Website – [panasonic.net/avc/projector](http://panasonic.net/avc/projector)  
 Facebook – [www.facebook.com/panasonicprojector](https://www.facebook.com/panasonicprojector)  
 YouTube – [www.youtube.com/user/PanasonicProjector](https://www.youtube.com/user/PanasonicProjector)

Weights and dimensions shown are approximate. Specifications and appearance are subject to change without notice. Product availability differs depending on region and country. This product may be subject to export control regulations. HDMI, the HDMI logo, and High-Definition Multimedia Interface are trademarks or registered trademarks of HDMI Licensing LLC in the United States and other countries. The PjLink trademark is an application trademark in Japan, the United States, and other countries and regions or registered trademarks. All other trademarks are the property of their respective trademark owners. 36 USC 220506 © 2016 Panasonic Corporation. All rights reserved.

All information included here is valid as of April 2016.

PT-FZ570G1 Printed in Japan.