

## ZX210ST/ZW210ST

Lamp Free LED+ Projector

# The Future of Education



The most intuitive way to teach – Instantly present from your phone or tablet



Longer life and less maintenance – Lamp Free LED+ Technology



Cost savings with efficient Eco+ features



# ZX210ST/ZW210ST

Intuitive presentation technology at your finger tips effortlessly puts the class in the palm of your hand. An innovative light engine improves efficiency, reducing power and maintenance costs while minimising the impact on the environment . Together we can all look forward to a brighter future.

## The most intuitive way to teach

Instantly present from your phone or tablet using the free App: WiFi-Doc. Available for both Android and iOS devices, WiFi-Doc gives you the freedom to move around the classroom, share ideas and connect with your students like never before, to create a more collaborative learning experience for everyone.



Use your device's touch screen to browse, flick between slides and pinch-to-zoom.

### SCAN BARCODE TO DOWNLOAD WIFI-DOC



iPhone/iPad



Android



Keep up to date with the latest lesson plans and materials - simply email files to your device, open the attachment directly into WiFi-Doc and you'll be up and running in seconds.

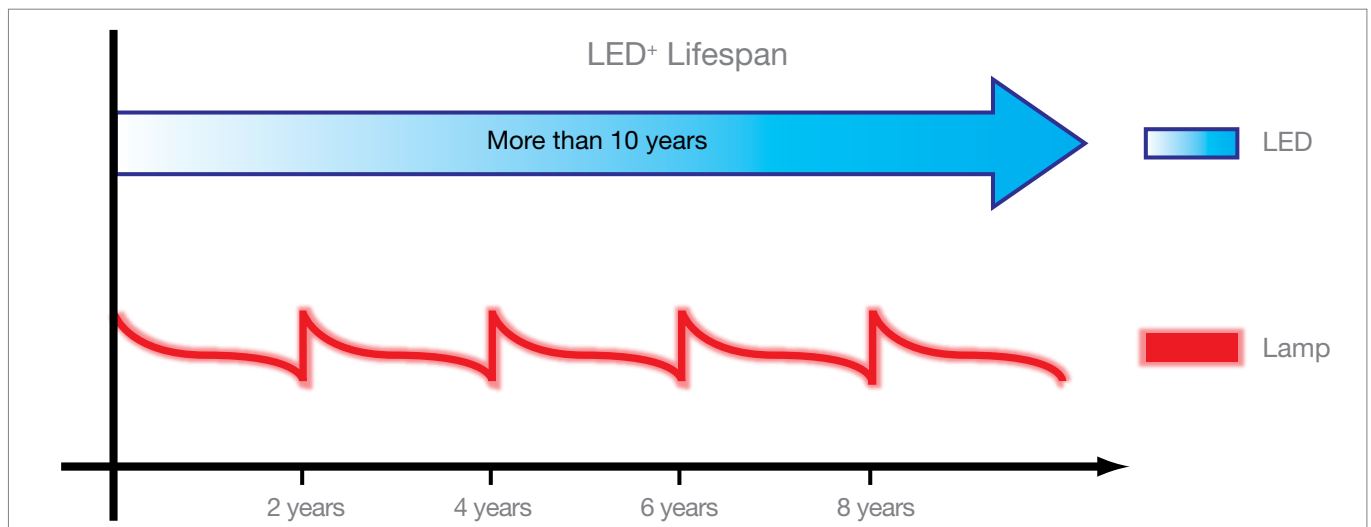


Wifi-Doc and other extended wireless features require the optional Optoma mini-WiFi dongle accessory.

***"WiFi-Doc creates an enormously intuitive interface to engage and inspire your students... without the need for a PC or laptop."***

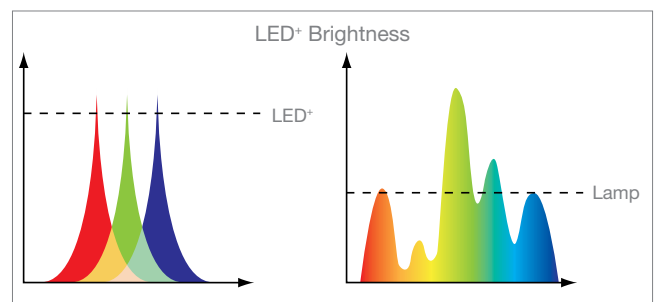
## Lamp Free LED<sup>+</sup> - Longer life and less maintenance

With an exceptional life-span, cutting edge lamp-free LED<sup>+</sup> technology completely eliminates the need for expensive replacement lamps. Saving you both time and money, whilst leaving you certain that your projector will be fully operational for many years to come.



## HIGH BRIGHTNESS


Due to the exceptional colour fidelity created by LED<sup>+</sup> technology; in many situations the perceived brightness of an LED<sup>+</sup> projector can be up to twice the brightness of an equivalent lamp-based projector.



LED<sup>+</sup>

## VIBRANT COLOURS

As much more of the light produced ends up on screen, less light is wasted; meaning that LED<sup>+</sup> projectors are not only more efficient, but also give you incredibly rich and vibrant colours



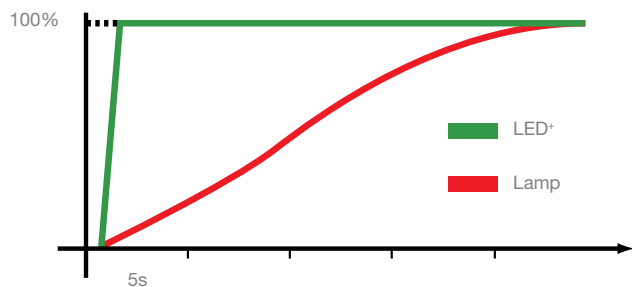
## WHAT IS LED<sup>+</sup> ?

Combining the benefits of both higher efficiency and higher brightness, our LED<sup>+</sup> Lamp-free projectors / LASER Hybrid projectors use LEDs for Red and Blue, but generate Green using a LASER shining through a phosphor.

# ZX210ST/ZW210ST

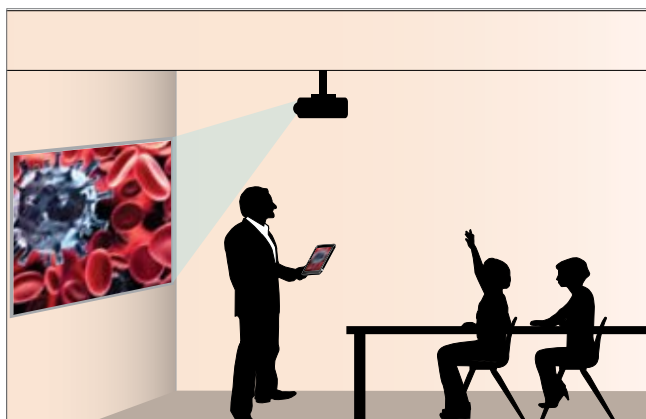
## INSTANT ON / OFF

After it is switched on, a lamp based projector will typically take several minutes to reach full brightness. LED+ technology reaches full brightness only seconds after you hit the power button, meaning you can get straight down to business.




## HUGE IMAGES IN SMALL SPACES

LED+ projectors can project an impressive 60" from as little as 68cm from the screen, eliminating shadows on the screen allowing you to present with ease.



## CONTROL AT YOUR FINGERTIPS

Keep their attention focussed on the right things using the simple, yet powerful remote with laser pointer and USB mouse control.



## PLUG-AND-PRESENT

If you don't have a smartphone or tablet, don't worry... simply copy your documents, images and videos to a USB stick or SD card and display them using the on-board media players...without the need to convert them!

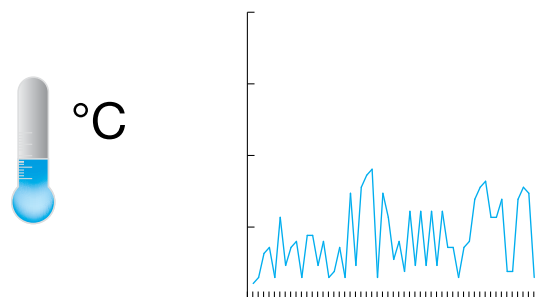


Easily navigate the friendly interface which automatically sorts your files, so you can quickly find them



## MAKE YOURSELF HEARD

Producing less heat allows LED+ projectors to run cooler for longer... And with fewer cooling fans needed, they not only waste less energy, they can run quieter too...



...so that the integrated powerful 10W speakers can really fill the room with sound.





## Cost savings with efficient Eco+ features



Eco+ technology brings together superb performance, improved life and energy saving features that are easy to use while saving you both time and money.

Consuming only a fraction of the power and less than 0.5W in standby, LED+ projectors are a big step forward in reducing our energy footprint and with no lamp, LED+ projectors are also completely free of mercury.

### ECO+ DYNAMIC DIMMING

Dynamically dimming your projector's light source, Eco+ technology reduces power consumption to as little as 30%\* reducing running costs and prolonging the life of your projector.



Bright scene

~100% Power consumption



Dark scene

~ 30% Power consumption

### HIGHER CONTRAST

When combined with DarkChip3™ DLP® technology from Texas Instruments, Eco+ dynamic dimming gives you higher contrast than ever before. Pin sharp graphics, crystal clear text, crisper whites and ultra-rich blacks make images come alive and text easier to read.



100,000:1 Contrast Ratio

### ECO+ MODE

Eco+ mode can be easily enabled via the remote



### AUTO POWER OFF

There may be instances when the projector is left running when not in use. To help save energy, if the projector is left running and no source is detected, the "Auto Power Off" feature automatically turns off the projector after a set period of time.



### ECO AV MUTE

Stay in control of your lessons with the Eco AV mute feature. Direct your class' attention away from the screen by blanking the image when no longer needed. This also instantly reduces the power consumption to 10%.



Eco AV mute off

100% Power consumption



Eco AV mute on

10% Power consumption



# ZX210ST/ZW210ST

## Stay in control

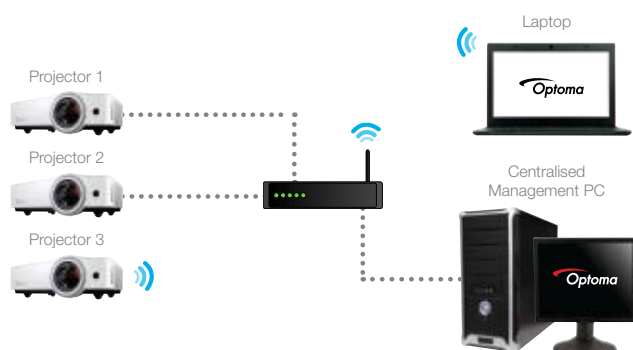
Not only simple to install, LED+ projectors can be monitored and controlled in numerous ways to ensure that they are also effortless to maintain.

Greatly reduce running costs - use the free network management software (Crestron RoomView™) to automatically switch ON/OFF up to 250 projectors from a single location.

### CRESTRON ROOMVIEW™

RoomView® software provides a custom configurable interface to monitor, manage and control every device in every room remotely from any computer.

- Manage up to 250 projectors at the same time (via master PC).
- Control and alter the projector settings using a simple web browser page including OSD menu control.
- Set up email alerts for warning messages.
- Ideal for large installations in both the educational and business environments.



The easy-to-use interface allows you to manage all the units connected to the network in one place.



**CRESTRON**  
**RoomView**  
connected

Download Crestron RoomView® Express software from:  
[www.crestron.com/getroomview](http://www.crestron.com/getroomview)

### RETRO-FIT

If your school, college or university is looking to replace older projectors but already has interactive whiteboards, there is no need to make a large investment in new whiteboard hardware.

Optoma have put together a range of mounting solutions, including Promethean compatible mounts, to ensure that your existing infrastructure can remain intact.

### PROMETHEAN COMPATIBLE MOUNTS

Available from:

RA Technology (Mangum Group)  
Wakefield House, Wakefield Road.  
Brighouse, West Yorkshire. HD6 1QL.

Tel. 01484 475 950.

Fax. 01484 716 348.

Mobile. 0743 2642 344

Email. [peter.finn@ratechnology.co.uk](mailto:peter.finn@ratechnology.co.uk)

Web. [www.ratechnology.co.uk](http://www.ratechnology.co.uk)



### OPTOMA WALL MOUNT

OPCMW835

A wall mount for Optoma short throw projectors featuring a high quality telescopic arm and height adjustment plate for versatile installation with screens or interactive whiteboards in classrooms and offices.



### REDUCED TOTAL COST OF OWNERSHIP

With so much technology packed into such a small package, it is hard to believe that it can all lead to huge long-term cost savings. Here's how:

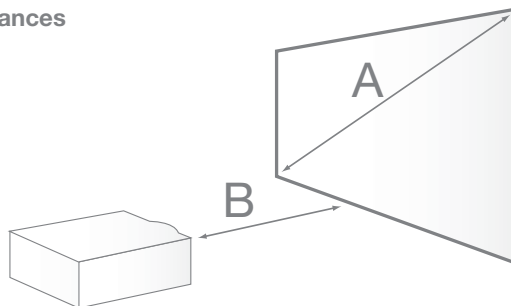
- ✓ No lamp replacements
- ✓ No filter cleaning
- ✓ Reduced power consumption
- ✓ Easier to Install & maintain
- ✓ Automated power on/off schedules
- ✓ Real-time status monitoring

# ZX210ST/ZW210ST

## ZX210ST/ZW210ST SPECIFICATIONS

	ZX210ST	ZW210ST
Display Technology	Single 0.55" XGA DLP® Technology by Texas Instruments	Single 0.65" WXGA DLP® Technology by Texas Instruments
Native Resolution	XGA 1024 x 768	WXGA 1280 x 800
Projection Lens	F/2.8; f=7.02mm, Fixed Zoom	F/2.8; f=7.35mm, Fixed Zoom
Throw Ratio	0.626:1	0.52:1
Projection Screen Size	0.99 - 4.89m (39.3" - 196.5") Diagonal 4:3	1.13 - 5.66m (44.6" - 222.8") Diagonal 16:10
Brightness - BRIGHT mode <sup>1</sup>	2000 ANSI Lumens	
Contrast	100,000:1	
Noise Level	28dB (Eco mode)	
Weight	4.5 kg	
Inputs:	PC/Video: HDMI, 15 Pin D-sub (RGB/YpBPr/SCART/Wireless), S-Video, Composite, Audio In - Mini Jack, USB-B (display & remote mouse), USB-A (Mini WiFi dongle & multimedia), SD Card slot (multimedia)	
Outputs:	VGA Out, Audio Out - Mini Jack	
Control:	RS232, RJ45 (P.J Link support)	
Maximum Resolution	UXGA 1600 x 1200	
Computer Compatibility	UXGA, SXGA, XGA, WXGA, SVGA, VGA, Mac	
Wireless	Requires optional mini-WiFi dongle accessory P/N: SP.8JQ02GC01	
Video Compatibility	PAL SECAM 576i/p, NTSC 480i/p, HD 720p/1080i/1080p	
Multimedia Compatibility	Document - Microsoft PowerPoint® (ppt, pptx), Word® (doc, docx), Excel® (xls, xlsx), Adobe (pdf) Video - avi, mov, mp4, 3gp, wmv Photo - jpeg, bmp Music - mp3, acc, wma	
Displayable Colours	1.07 Billion	
Projection Distance	0.5 - 2.5 metres	
Horizontal Scan Rate	15 - 91kHz	
Vertical Scan Rate	24 - 120Hz	
Lamp Type/Lamp Life <sup>2</sup>	LED+ Light Source / 20,000 hours	
Keystone Correction	± 40° Vertical	
Audio	10W	
Dimensions (W x D x H)	321 x 240 x 95mm	
Remote Control	Full function remote with laser pointer, mouse control and direct source selecting	
Power Supply	100-240V, 50-60Hz	
Power Consumption	220W BRIGHT mode < 0.5W Standby mode 176W ECO mode < 0.5W Standby mode	
Operating Conditions	5°C - 40°C, Max. Humidity 80%, Max. Altitude 3000m	
Uniformity	80%	
Security	Security Bar, Kensington Lock, Password Protection	
Standard Accessories	Lens Cover, AC Power Cord, VGA Cable, Infra Red Remote Control with Batteries, Quick Start Card, CD User Manual, Warranty Card	
Optional Accessories	Mini WiFi Dongle, Ceiling/Wall Mount	
RoHS	Compliant	
3D Support	120Hz frame sequential 3D for resolutions up to 720p 60Hz field sequential 3D for resolutions up to 480i	
3D Viewing	Requires Optoma DLP® Link™ active shutter glasses – sold separately	
3D Compatibility	The 3D features of Optoma projectors can only be used with compatible 3D content. Typical applications include use with 3D educational or 3D design and modelling systems. Support for 3D TV broadcast systems, (SKY in the UK), Blu-ray 3D™ and 3D games from the Sony® PS3 or Microsoft® Xbox 360 will require the Optoma 3D-XL that is available separately.	

## Throw Distances

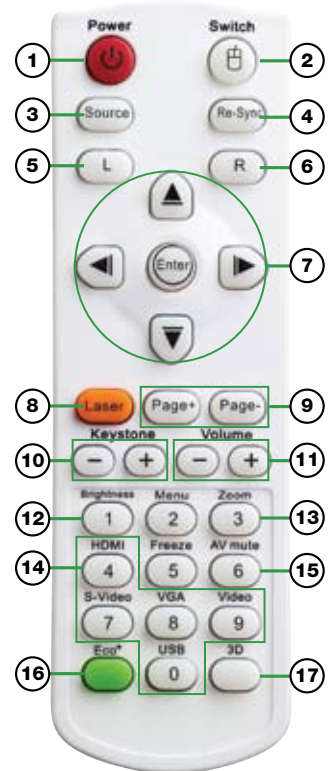


**Optoma Europe Ltd.**  
42 Caxton Way, Watford Business Park, Watford, Hertfordshire, UK. WD18 8QZ  
**www.optoma.co.uk**

## EASY TO USE REMOTE CONTROL

### Remote Control


- 1 Power
- 2 Mouse select
- 3 Source selection
- 4 Re-sync
- 5 Left mouse click
- 6 Right mouse click
- 7 Mouse control
- 8 Laser
- 9 Page up/down control
- 10 Vertical keystone correction
- 11 Volume control
- 12 Brightness
- 13 Menu
- 14 Direct input source select
- 15 Eco AV mute
- 16 Eco+
- 17 3D control



### Connections

- 18 RS232
- 19 Video
- 20 S-Video
- 21 VGA In
- 22 HDMI
- 23 USB (Mouse/Service)
- 24 Audio In
- 25 Kensington™ Lock
- 26 SD Card
- 27 RJ45
- 28 VGA Out
- 29 USB (Multimedia/Wireless)
- 30 USB (Display)
- 31 Audio Out

### Exceptional Connectivity / Multiple Terminals



XGA	
A - Image size (Diagonal)	B - Distance (m)
60"	0.76
70"	0.89
80"	1.02
100"	1.28

WXGA	
A - Image size (Diagonal)	B - Distance (m)
60"	0.67
70"	0.78
80"	0.89
100"	1.12

For guide purposes only



<sup>1</sup>Depends on projector model and lamp. <sup>2</sup>Brightness and light source lifetime will vary depending on selected projector mode, environmental conditions and usage. As is common with all projectors, brightness will decrease over the lifetime. <sup>3</sup>Typical light source life achieved through testing. Will vary according to operational use and environmental conditions. <sup>4</sup>Optoma guarantees that in normal use, Optoma DLP® colour quality will be indistinguishable from when new. Exclusions: (a) Guarantee is voided if the projector is subject to damage through misuse. (b) Guarantee may be void in industrial or commercial entertainment environments where dust or smoke is excessive (c) Guarantee will not apply if light source brightness is below 50% due to wear or if the projector is not working due to other faults. (d) Over time all projector types will show a slight colour variance. Copyright © 2012, Optoma Europe Ltd. All other product names and company names used herein are for identification purposes only and may be trademarks or registered trademarks of their respective owners. Crestron®, the Crestron and RoomView® logo are registered trademarks of Crestron Electronics, Inc. Errors and omissions excepted, all specifications are subject to change without notice. DLP®, BrilliantColor™ and the DLP logo are registered trademarks of Texas Instruments. All images of products are for representation purposes only. Whilst every care is taken to provide accurate images of our products, actual products may differ slightly. Some product images may have been digitally altered by us to add an Optoma logo to the front panel. Optoma reserves the right to amend or alter actual product or product images without notice. Some images may be simulated.