



EW865 EX855

- WXGA 6000L \ XGA 5500L
- Lens options
- Motorised lens shift \ zoom focus
- Advanced geometric adjustment

*Uncompromising image quality,
outstanding flexibility and ultimate reliability*



* EW865 available in white only / EX855 available in black only

PRO | SCENE

Introduction

PRO|SCENE

For more than ten years Optoma has been one of the world's foremost projector designers and manufacturers - amongst the very few companies that focus exclusively on projectors.

Today the Optoma ProScene range represents the evolution of projection expertise, honed and refined by manufacturing and supporting millions of projectors the world over. This knowledge and skill has been distilled into the ProScene products and support services which are designed specifically for demanding professional applications.

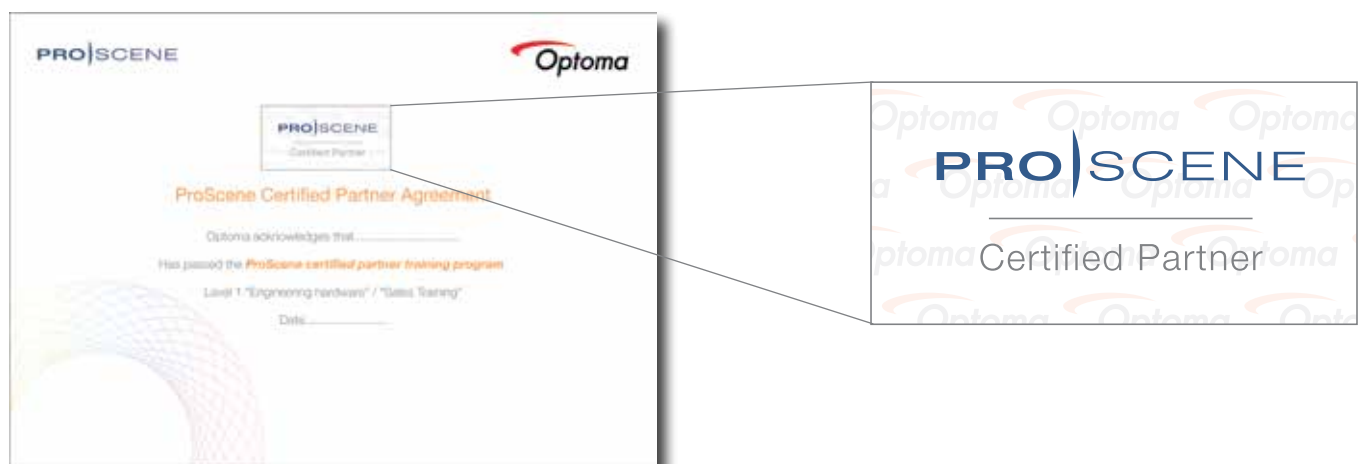
- | | | | |
|---------------------|---------------------|----------------------|-------------------|
| ✓ Higher education | ✓ Auditoriums | ✓ Conference rooms | ✓ Meeting rooms |
| ✓ Lecture theatres | ✓ Boardrooms | ✓ Digital signage | ✓ Post production |
| ✓ Houses of worship | ✓ Broadcast studios | ✓ Stage shows | ✓ Theatre |
| ✓ Museums | ✓ Large classrooms | ✓ Live events | ✓ Trade shows |
| | ✓ Exhibitions | ✓ Projection Mapping | |

ProScene Certified Partners

Optoma understands that for ProScene customers, their high specification projector must be of exceptional quality and that the level of support and expertise provided by AV installers and integrators must also be of the highest calibre. To maintain this standard throughout, we have selected only the very best from within the AV industry to become ProScene Certified Partners.

These rigorously selected partners understand your specific requirements and perhaps as importantly, they have direct access to the specially-trained Optoma support and service teams. Our dedicated experts are available from the initial design and planning phase of a project, right through to the installation stages and beyond. Through our partners, you'll have access to what is probably the most extensive network of service centres across Europe of any projector manufacturer.

Choosing your ProScene projector is just the start. Total support and service excellence are the core of the ProScene ideology, ensuring industry leading dedication to giving you the highest standard of expertise from Optoma and from our certified partners.



Features

The ProScene EW865 & EX855 are the epitome of our projection expertise; a revolution; a product designed exclusively for demanding professional applications.

WXGA/XGA and 6000/5500 lumens delivering bright crystal clear images from a single lamp, the auto cleaning dust filter prevents dust and dirt from affecting the system ensuring optimal image quality with minimal maintenance.

Motorised lens shift, focus and zoom combined with the extensive lens options provide installation flexibility for simple, trouble free use in a wide variety of situations.

EW865/EX855 features


-  WXGA / XGA Native resolutions
-  6000 (WXGA), 5500 (XGA) Lumens
-  360° 360 degree operation
-  Mechanical shutter
-  Installation flexibility - 3 lens options, motorised lens shift, focus and zoom
-  120Hz 3D projection
-  Advanced geometric adjustment



Image Quality



Superb image quality is at the heart of every ProScene product design. At every step, commencing with the incredibly reliable, high resolution WXGA or XGA DLP® chip, where the image is initially created, via the Philips UHP lamp. ProScene chose DLP® technology for its image quality and unmatched reliability. The reflective nature of DLP® micro-mirror technology provides highly efficient bright images with great contrast whilst maintaining precise colour accuracy and natural, real-world colour reproduction. For demanding professional applications, the proven reliability of DLP® technology makes it the obvious choice.

UHP lamps

The Philips 400W UHP lamp provides the highest possible luminance, the essential prerequisite of all highly efficient projectors.

These lamps have outstanding brightness, stay brighter for longer, and provide an optimal colour spectrum. In addition, the lamp drivers are specifically tuned for the lamps, ensuring not only optimum operating conditions for every situation, but also provide sophisticated lamp pulsing modes and the assurance that colour can be fine-tuned according to the application.

Amazing Colour

Both WXGA and XGA incorporate BrilliantColor™ technology to produce stunningly bright images with perfectly balanced life-like colours.


3D Technology

Using the inherent speed of DLP® technology, The Optoma EX855 and EW865 can output video and images at an astonishing rate of 120Hz, allowing you to show full screen, full colour, stereoscopic 3D. The 3D effect is generated by splitting this signal into two standard video streams, one for each eye. Using DLP® Link™ technology, the 3D glasses synchronise with the image on screen to filter each stream to the correct eye. Your brain then combines the two streams to make them jump into life.

The 3D features of Optoma projectors can only be used with compatible 3D content. Typical applications include use with 3D educational or 3D design and modelling systems. Support for 3D TV broadcast systems, (SKY in the UK) or Blu-ray 3D™ will require the Optoma 3D-XL that is available separately.

DLP® Technology

DLP® technology from Texas Instruments® is widely recognised and acclaimed for its unmatched reliability and long lasting image performance. When combined with high brightness and native contrast ratios, it becomes the obvious choice for demanding applications. Independent testing has proven DLP® to be the most reliable of projector technologies. Whilst the competition may show image quality decline after only a few thousand hours, DLP® technology can remain unchanged over hundreds of thousands of hours.



Reliability

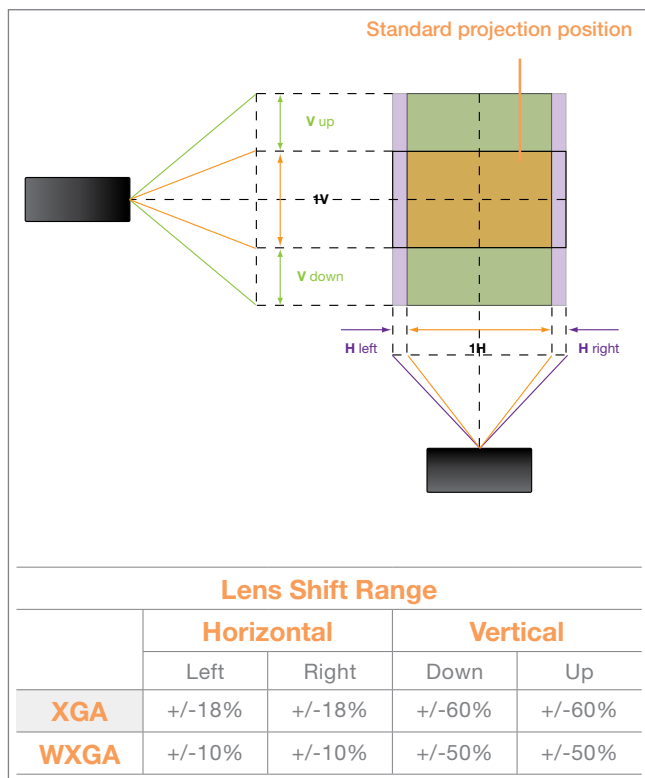
All ProScene projectors are designed for continuous 24/7 operation. Only the most reliable, industry proven components are used to ensure superior reliability. This hard-earned “capability” has been meticulously developed over a decade of designing and supporting millions of projectors the world over. ProScene customers can therefore be confident that, as one of the most reliable projector brands in the industry today, Optoma has a reputation for service excellence that is well deserved.



Installation Flexibility


To help meet the seemingly limitless challenges of ProAV installations both the EW865 and EX855 provides 3 lens options with motorised zoom and focus to ensure you can get the image size you require. Motorised lens shift helps you get the image exactly where you want it and the 6 Segment RGBCYW colour wheel ensures you can match the image quality and brightness exactly to the application's requirements.

Motorised Lens Shift



360° Projection Capability

Images can be projected over a full 360° range along the vertical axis including reproduction on an ceiling or floor. The application possibilities are limitless.



Self-Cleaning Filter

The self-cleaning air filter senses when the filter is becoming clogged and momentarily reverses the direction of the fan to clear the filter. As a result the time between service intervals is greatly increased.



Flexibility

Lens Options

				
Optoma model name	BX-CTSFX*	BX-CTA01	BX-CTA02	BX-CTA03
Focal Length (f) (mm)	13.5mm	14.05mm	18.07mm	22.61mm
F number	2	2.3	2	2.3
Zoom Range (Ratio)	1:1.(Fixed Lens)	1.28x	1.25x	1.9x
Zoom & Focus Adjustment	Manual	Motorized		
Throw Ratio (XGA)	0.83	1.25 ~ 1.61	1.61 ~ 2.02	2.01 ~ 3.85
Throw Ratio (WXGA)	0.67	1 ~ 1.28	1.28 ~ 1.61	1.6 ~ 3.07
Projection Image Size	50~500"			

Throw Distance Chart

EX855 Throw Distance							
Diagonal Image Size	BX-CTSFX	BX-CTA01		BX-CTA02		BX-CTA03	
	Fixed	Min (m)	Max (m)	Min (m)	Max (m)	Min (m)	Max (m)
50"	0.68	1.27	1.64	1.64	2.05	2.04	3.91
60"	0.82	1.52	1.96	1.96	2.46	2.45	4.69
70"	0.95	1.78	2.29	2.29	2.87	2.86	5.48
80"	1.09	2.03	2.62	2.62	3.28	3.27	6.26
100"	1.36	2.54	3.27	3.27	4.10	4.08	7.82
150"	2.04	3.81	4.91	4.91	6.16	6.13	11.73
200"	2.72	5.08	6.54	6.54	8.21	8.17	15.65
250"	3.40	6.35	8.18	8.18	10.26	10.21	19.56
300"	3.40	7.62	9.81	9.81	12.31	12.25	23.47

EW865 Throw Distance							
Diagonal Image Size	BX-CTSFX	BX-CTA01		BX-CTA02		BX-CTA03	
	Fixed	Min (m)	Max (m)	Min (m)	Max (m)	Min (m)	Max (m)
50"	0.89	1.11	1.42	1.42	1.78	1.77	3.4
60"	1.07	1.33	1.70	1.7	2.14	2.13	4.08
70"	1.25	1.55	1.98	1.98	2.49	2.48	4.76
80"	1.43	1.77	2.27	2.27	2.85	2.83	5.44
100"	1.79	2.21	2.83	2.83	3.56	3.54	6.80
150"	2.68	3.32	4.25	4.25	5.35	5.31	10.19
200"	3.58	4.43	5.67	5.67	7.13	7.08	13.59
250"	4.47	5.53	7.08	7.08	8.91	8.86	16.99
300"	4.47	6.64	8.50	8.50	10.61	10.63	20.39

For guide purposes only


* Recommended for video applications only.

Features

Edge Blending / Stacking* (Requires optional GEO Module BE-BWM01)

Double you image brightness or create seamless high resolution displays using the powerful warp and blend features.

Single image, two projectors - image is bright but has a band because the image is not blended



Single image, two blended projectors - A bright, high resolution image with no band



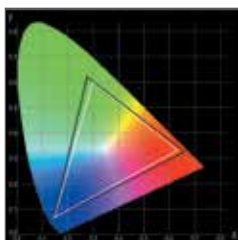
Geometric Adjustment* (Requires optional GEO Module BE-BWM01)

Geometric correction enables projection on to spherical, cylindrical and other curved shaped screens



Colour Matching*

The EW865/EX855 has a full 3-axis colour matching system, which combined with accurate measurements can create seamless blends every time.



Brightness Matching*

The brightness of a projector will vary throughout its life. To correctly match multiple units, the EW865/EX855 has 10x lamp power steps between 80~100% full brightness.



Without



With

*Please note: Support for these features may require a firmware upgrade - please check the Optoma website for more information.

Control

LAN Display connectivity

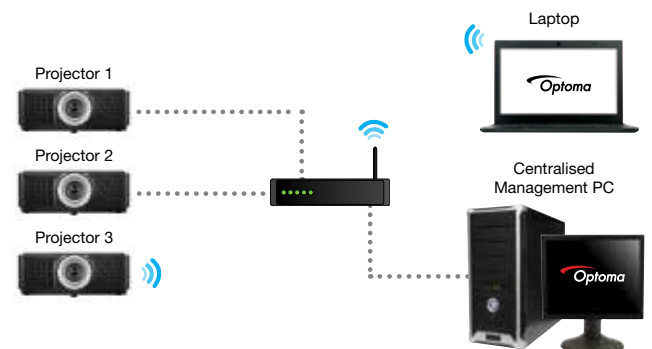
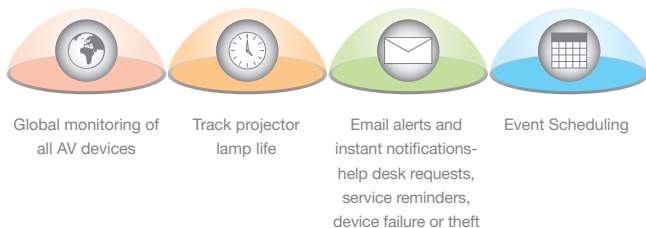
Avoid the hassle of using chunky cables from your source to the projector. LAN / Wi-fi display connectivity allows you to share your PC or Laptop's desktop, pictures and documents via a wired or wireless network connection. Simultaneously display desktops from four different devices; ideal for comparing charts and figures in a collaborative working environment. Alternatively present one image to eight projectors at the same time.

System Integration Control

Using the free Crestron Roomview software, multiple EW865/EX855 can be monitored over LAN and also provide the user with an email message alert in case an error occurs or a lamp fails. Cut up to 30% from your energy bills using 24-hour automated power scheduling to ensure that projectors power off when not in use.



The web browser interface and full support for PJ-Link protocols, allow almost all aspects of the EW865/EX855 to be controlled across a network, reducing installation costs and keeping you in control, wherever you are. While RS-232 connectivity ensures legacy support for existing control systems..



Download Crestron RoomView® Express software from:
www.crestron.com/getroomview



Hassle-free PC-less Presentation

Enjoy hassle-free presenting with the USB Reader to project a JPEG presentation from a USB flash drive.



Wireless

Easy to use and simple to setup, the Optoma Mini Wi-Fi Dongle lets you connect and display presentation materials wirelessly from a Laptop, PC or Mac to your projector.

This miniature sized Wi-Fi Dongle brings you all the benefits of seamless wireless connectivity to a meeting or event.



Optional accessory

Eco Friendly

Cut up to 30% from your energy bills using 24-hour automated power scheduling to ensure that projectors power off when not in use.



Direct Power On

The projector will start up instantly when power is supplied to the Unit. This eliminates the need to manually turn on the projector via the remote control or the keypad, ideal for use in rooms with a “master” power switch.



Signal Power On

The projector will power on when it receives a signal through one of the PC/video inputs. This ensures that the projector is only switched on when it is needed.



Auto Power Off

If after a pre-determined time the projector does not receive a signal, it will turn itself off automatically, conserving power and extending the life of the lamp.



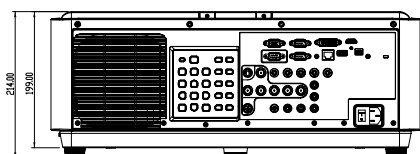
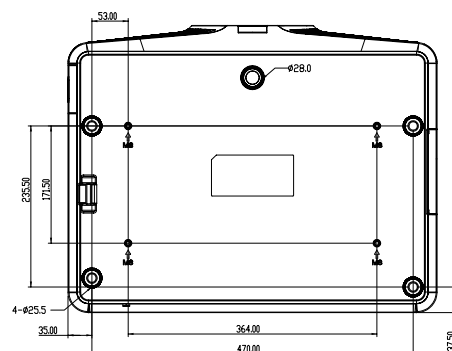
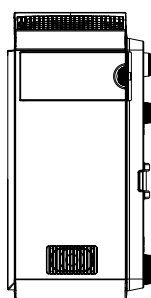
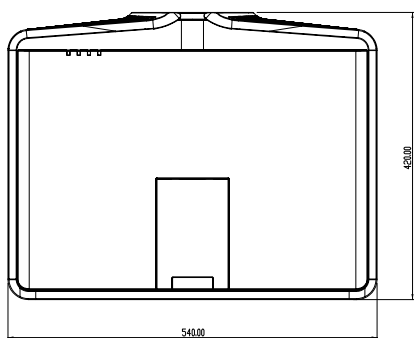
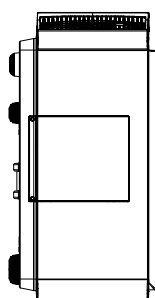

Eco Standby Mode

Reduces energy consumption to less than 0.5W when the projector is not in use.



We know that improving our products is the best way to reduce our impact on the environment. That's why at Optoma, we design our products to have a long usable life, use fewer materials, ship with the minimum packaging and be free of all possible toxic substances. Naturally, energy efficiency and being recyclable are built in at the design stage. With each new product, we strive towards minimising our environmental impact. For full details of Optoma Project Green please visit our website.

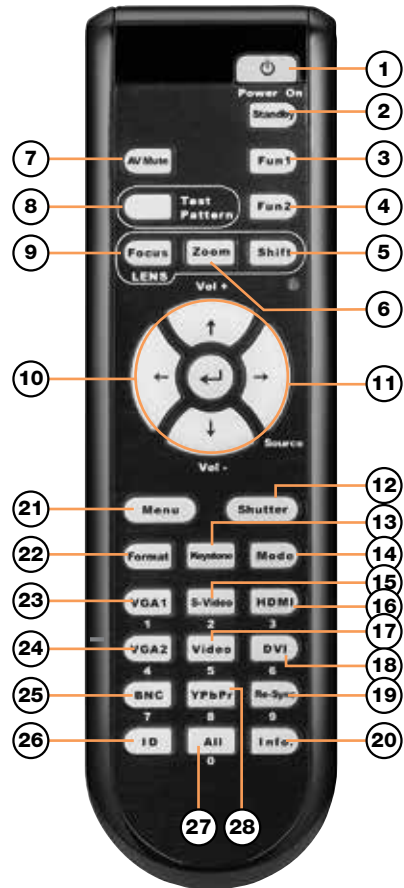
Dimensions



Labelling

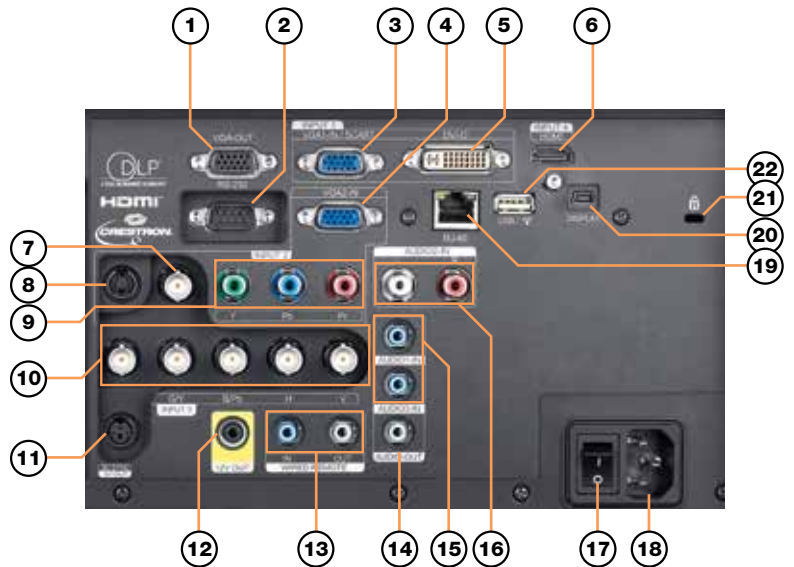
Easy to use remote control

- | | |
|-----------------|------------|
| 1 Power On | 15 S-Video |
| 2 Standby | 16 HDMI |
| 3 Function 1 | 17 Video |
| 4 Function 2 | 18 DVI |
| 5 Shift | 19 Re-Sync |
| 6 Zoom | 20 Info |
| 7 AV Mute | 21 Menu |
| 8 Test Pattern | 22 Format |
| 9 Focus | 23 VGA 1 |
| 10 Re-Sync | 24 VGA 2 |
| 11 Source | 25 BNC |
| 12 Shutter | 26 ID |
| 13 Keystone +/- | 27 All |
| 14 Mode | 28 YPbPr |



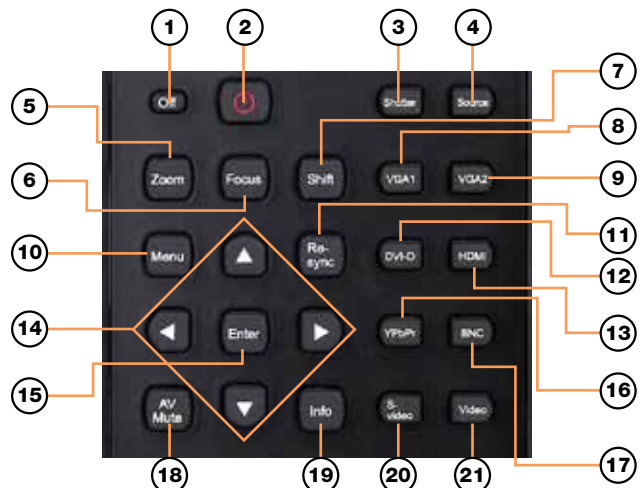
Input/Output Connections

- VGA-Out Connector (Monitor Loop-through Output)
- RS-232 Connector (9-pin DIN Type)
- VGA1 -In/SCART Connector (PC Analog Signal/Component Video Input/HDTV/YPbPr)
- VGA2-In Connector (PC Analog Signal/Component Video Input/HDTV/YPbPr)
- DVI-D Connector
- HDMI Connector
- Composite Video Input Connector
- S-Video Input Connector
- Component Video Input Connector (YPbPr)
- BNC Input Connector (YPbPr/RGBHV)
- 3D Sync Out (5V) Connector
- 12V Trigger Relay Connector (2V, 250mA. 3.5mm Mini Jack)
- In/Out Wired Remote Connector (3.5mm jack)
- Audio Output Connector (3.5mm Mini Jack)
- Audio Input Connector (3.5mm Mini Jack)
- Left/Right RCA Audio Input Connector
- Power Switch
- Power Socket
- RJ-45 Networking Connector
- Mini USB B Connector (For display over USB purpose)
- Kensington™ Lock Port
- USB A Connector / (Wireless Dongle)



Key pad

- | | |
|----------------|---------------------------------|
| 1 Off | 12 DVI-D |
| 2 Power button | 13 HDMI |
| 3 Shutter | 14 Four Directional Select Keys |
| 4 Source | 15 Enter |
| 5 Zoom | 16 YPbPr |
| 6 Focus | 17 BNC |
| 7 Shift | 18 AV Mute |
| 8 VGA 1 | 19 Info. (Information) |
| 9 VGA 2 | 20 S-Video |
| 10 Menu | 21 Video |
| 11 Re-Sync | |



Technical Specifications



Projector		
		DLP™ Technology by Texas Instruments
	Display Technology	0.65" WXGA, or 0.55" XGA, Type A chip
	Brightness	(WXGA) 6000 / (XGA) 5500 centre lumens using "Bright" mode settings
	Contrast	2000:1 and up to 4000:1 contrast ratio with dynamic aperture enabled
	Colour Wheel	6 Segment RGBCYW
Optics		
	Throw Ratio	Dependent upon lens: BX-CTA01 - 1.25 ~ 1.61 (EX855) 1.0 ~ 1.28 (EW865) BX-CTA02 - 1.61 ~ 2.02 (EX855) 1.28 ~ 1.61 (EW865) BX-CTA03 - 2.01 ~ 3.85 (EX855) 1.6 ~ 3.07 (EW865)
	Lens Shift	WXGA Horizontal : +/-10%, Vertical : +/-50% XGA Horizontal : +/-18%, Vertical : +/-60%
	Keystone Correction	Vertical ±20°
	Lamp Type:	1 x 400W
	Lamp Life	2000 Hours BRIGHT mode / 2500 Hours ECO mode
	Shutter	Mechanical
Connectivity		
	INPUTS	HDMI (with locking screw) DVI-D BNC (RGBHV) PC RGB 2 x 15 Pin D-Sub VGA Component 3 x RCA S-Video/Composite 4 pin Mini DIN / RCA Control RS232 & RJ45 (Can work simultaneously) Audio-In x 3 in (2x mini jack, 1 set of RCA L/R)
	OUTPUTS	1 x mini jack PC (monitor loop-through) VGA Out +12V Trigger Low-voltage DC connector
Other		
	Wi-Fi Support	via Mini WiFi Dongle (Dongle Optional)
	USB	Card Reader
	Remote Control:	Full Function wired remote, 4x IR code sets for controlling multiple units.
General		
	Native Resolution	WXGA (1280 x 800) / XGA (1024 x 768)
	Noise Level	34dB (Normal) / 31dB (ECO)
	Aspect Ratio	16:10 Native, 4:3 & 16:9 Compatible
	Video Compatibility:	PAL (625/576i/p), SECAM, NTSC (525/480i/p), HDTV (720p, 1080i)
	Refresh rate	Horizontal 15kHz to 100kHz, Vertical 48 Hz to 100 Hz & 120Hz for 3D
	Uniformity	95% (centre)
	Projection Types	Front, Ceiling Mounted, Rear, Rear Ceiling Mounted
	Power Supply:	100 – 240V AC @ 50 – 60Hz
	Power Consumption	545W BRIGHT mode, 460W ECO Mode < .5W Standby mode, 760W ECO mode <1W Standby mode
	Heat Dissipation	3412 BTU/hr
	Operating Conditions	5 ~ 40°C, Max. Humidity 85%, Max. Altitude 3000m
	Portrait mode¹	Not supported
	360° Operation	Yes
	Weight / Dimensions (W x D x H)	18.3 ± 0.5kg (without lens) / 540 x 420 x 199mm
	Security:	Security bar & Kensington lock, Password Protection
	Standard Accessories:	AC Power Cord, VGA Cable, Infra-Red Remote Control, Batteries x 2, User Manual CD, Quick Start Card, Warranty Card, WEEE card
	Chassis Colour	EW865: White (only) EX855: Black (only)

Flying Frame EX855/EW865

Part Nr: P5750

The safest way for handling a projector in rental & staging applications is by using it in combination with a flying frame. The projector is fitted on a bottom frame that is adjustable in 3 axes, allowing the projector to be lined out on screens with high accuracy.

This frame can be used in combination with a second frame and projector for i.e. 3D. The stack frame has mounting holes for truss hooks or chains. A projector mount (392315b) is necessary to fix the projector to the stack frame (4 x 8M)



Short Ceiling Mount

Part Nr: 390065b

The universal ceiling mount 390065b is a rigid and strong ceiling mount suited for suspending EX855 and EW865 or EH7500 projectors from the ceiling.

- Maximum load 70 Kg
- Standard equipped with the patented ball-joint.
- Maximum adjustment angle 20 degrees
- Fixed length of 165 mm
- Mounting pattern 90 x 90 mm suited for EX855/EW865 and EH7500 projector mounts



Long Ceiling Mount

Part Nr: 390061b

The universal ceiling mount 390061b is a rigid and strong ceiling mount suited for suspending EX855 and EW865 or EH7500 projectors from the ceiling.

- Maximum load 70 Kg
- Standard equipped with the patented ball-joint
- Maximum adjustment angle 20 degrees
- Adjustable between 700-940 mm
- Mounting pattern 90 x 90 mm suited for EX855/EW865 and EH7500 projector mounts



Projector Base Plate

Part Nr: 392315b for EX855/EW865

Part Nr: 392311b for EH7500

The above will need a projector base plate, EX855/EW865 (392315b) and the EH7500 (392311b).

Both base plates use 4 x 8M screws to attach your projector and the ceiling mount plate uses 4 x M6.



Accessories Continued

17990 Flight Case EX855/EW865

Heavy Duty flight case with wheels and handles and can also carry two extra lens plus space for cables and remote.

- Part Number: 17990
- Weight 32 kilo
- Shipping dimensions 930 x 555 x 445mm



Geo Module BE-BWM01 (for EX855/EW865)

Part Nr: SP.8LB06GC01

When combined with an EX855 or EW865, the optional BE-BWM01 Geo Module seamlessly integrates powerful image adjustment features directly into your projector, Including:

- 4 Corner adjustment
- Horizontal Keystone
- Curved Wall correction
- Edge Blending



Optimised edge blending (Available direct from Optoma)

Optoma have worked in partnership with Calibre to produce special versions of Calibre's edge blending and warping products optimised for use with our ProScene projectors. This unique collaboration significantly reduces the complexity and configuration time required to edge blend multiple ProScene projectors and is covered by the industry leading ProScene technical support services should you require assistance with your edge blending project.



HQView320 HQV™ Scaler with Warp and Edge Blend

Best in class professional image processing in a compact affordable module.



HQView520 Universal HQV™ Scaler-Switcher-Scan Converter with Warp, Edge Blend & 3G-SDI In/Out

Use as a routing switcher and universal interface for 3G-SDI, HD-SDI, DVI or HDMI



Worldwide technical and commercial support

Optoma Europe

Optoma Europe Ltd.

42 Caxton Way
The Watford Business Park
Watford
Hertfordshire
WD18 8QZ
UK
Tel: +44 (0) 1923 691 800
Fax: +44 (0) 1923 691 888

Optoma Deutschland GmbH

WIESENSTRASSE 21
D40549 Düsseldorf
Germany
Tel: +49 (0) 211 506 6670
Fax: +49 (0) 211 506 66799

Optoma France

Batiment E
81-83 avenue Edouard Vaillant
92100 Boulogne Billancourt
France
Tel: +33 (0) 1 41 46 12 20
Fax: +33 (0) 1 41 46 94 35

Optoma Spain

C/ José Hierro, 36 Of. 1C
28529 Rivas Vaciamadrid
Madrid
Spain
Tel: +34 91 499 06 06
Fax: +34 91 670 08 32

Optoma Benelux

Optoma Benelux BV
Randstad 22-123
1316 BW Almere
The Netherlands
T: +31 (0) 36 820 0252
F: +31 (0) 36 548 9052

Local Representatives

Turkey

UAE

Poland

Russia

Italy

Optoma Scandinavia

Optoma Scandinavia

Lerpeveien 25
Postboks 9515 Åskollen
3038 Drammen
Norway
Tel: +47 32 98 89 90
Fax: +47 32 98 89 99

Optoma USA

Optoma USA Headquarters

3178 Laurelview Ct.
Fremont, CA 94538
Tel: (510) 897-8600
Fax: (510) 897-8601

Atlanta Sales Office

7000 Central Park NE, Suite 570,
Atlanta, GA 30328
Tel: (678) 281-2228
Fax: (770) 399-3035

Canadian Sales Office

2420 Meadowpine Blvd, Suite 105,
Mississauga, ON L5N 6S2, CANADA
Tel: (905) 285-0685

Optoma Asia

Taiwan

Optoma Corporation
Taipei Office
5F., No. 108, Minchiuan Rd., Shindian City,
Taipei Taiwan 231, R.O.C.
Tel: +886-2-2218-2360
Fax: +886-2-2218-2313
<http://www.optoma.com.tw>

Taichung Office

7F-5, No.3, Lane 2, 1st Rd, Taichung Industrial
Park, Xitun Dist., Taichung City, 40767, Taiwan,
R.O.C.
Tel: +886-4-3505-0336
Fax: +886-4-3505-0338

Kaohsiung Office

Rm. D, 7F, No.108, Zhonghua 3rd Rd., Qianjin
Dist., Kaohsiung City 80145, Taiwan, R.O.C.
Tel: +886-7-952-5689
Fax: +886-7-241-2197

China

Shanghai Office
5F, No. 1205 Kaixuan Road, Changning
District, Shanghai
Tel: +86-21-6294-7376
Fax: +86-21-6294-7375
<http://www.optoma.com.cn>

Beijing Office

20D apartment 3, Build No.3, Yindu Tower, No
48 ZhiChun road, HaiDian district, Beijing
Tel: +86-10-5873-1919
Fax: +86-10-5873-1919 *8018

ShenYang Office

Room1201, building C3, Wulihe Tower, No 4-1
WenTi road, HePing district, ShenYang
Tel: +86-024-3188-7018
Fax: +86-024-3188-7018-808

Xi'an Office

Room 1310, building B, ShiMao tower,
GuanDongZheng street, Xi'an
Tel: +86-029-8228-2428
Fax: +86-029-8228-2428

GungZhou Office

Room 602, NanTie Tower, No.57
No.1ZhongShan road, YueXiu district,
GungZhou
Tel: +86-20-6128-0990 / 6128-1025
Fax: +86-20-6128-1027

ChongQing Office

Room 9-2, building 19 HuaYuMingDu,
ShiQiaoPu, ChongQing
Tel: +86-23-6879-7626
Fax: +86-23-6879-7725

ChengDu Office

Room A3 floor 20, building A Time digital
square, No.1 South RenMin road, ChengDu
Tel: +86-28-8523-1553 / 8631-7092

Hong Kong Office

Unit A, 27/F., Dragon Centre, 79 Wing Hong
Street, Cheung Sha Wan, Kowloon, Hong Kong
Tel: +852-2396-8968
Fax: +852-2370-1222
<http://www.optoma.com.hk>



Optoma Europe Ltd.

42 Caxton Way, Watford Business Park, Watford, Hertfordshire, UK. WD18 8QZ

www.optoma.co.uk



¹Restrictions may apply, please check the Optoma website for more information. Brightness and lamp lifetime will vary depending on selected projector mode, environmental conditions and usage. As is common with all lamp based projectors, brightness will decrease over the lamp lifetime. Typical lamp life achieved through testing. Will vary according to operational use and environmental conditions. Optoma guarantees that in normal use, Optoma DLP® colour quality will be indistinguishable from when new. Exclusions: (a) Guarantee is voided if the projector is subject to damage through misuse. (b) Guarantee may be void in industrial or commercial entertainment environments where dust or smoke is excessive (c) Guarantee will not apply if lamp brightness is below 50% due to wear or if the projector is not working due to other faults. (d) Over time worn lamps within all projector types will show a slight colour variance. Copyright © 2013, Optoma Europe Ltd. All other product names and company names used herein are for identification purposes only and may be trademarks or registered trademarks of their respective owners. Crestron®, the Crestron and RoomView® logo are registered trademarks of Crestron Electronics, Inc. Errors and omissions excepted, all specifications are subject to change without notice. DLP®, BrilliantColor™ and the DLP logo are registered trademarks of Texas Instruments. All images of products are for representation purposes only. Whilst every care is taken to provide accurate images of our products, actual products may differ slightly. Some product images may have been digitally altered by us to add an Optoma logo to the front panel. Optoma reserves the right to amend or alter actual product or product images without notice. Some images may be simulated.