






EW695UTis

DLP® Projector

Interactive Ultra Short Widescreen Projection

-  Enhanced Pen for the built-in interactive solution
-  60" image from just 46cm away
-  Shadow-free images on projection surfaces
-  Bright images, vivid colours – 3000 ANSI Lumens, Native XGA
-  USB plug and play presenting



Enhanced
pen



Widescreen 3D Ultra Short Throw Projection and Interactivity

Engage your audience with the enhanced interactivity technology built into the 3D, widescreen, EW695UTis. Transform a flat wall or tabletop into a 3D interactive surface without the need for a screen or electronic whiteboard.

This complete solution has everything that's needed to create a collaborative learning or working experience, including projector, WizTeach software, interactive pen and wall-mount*.

Ideal for almost any room in educational and corporate environments, the EW695UTis makes the most of the available space without the need for costly screens and interactive whiteboards. The specially designed ultra short throw lens produces huge images from an extremely short distance allowing you to stand closer to the screen, preventing shadows and screen glare.

Captivate your audience, increase their learning potential and help improve results with lessons in crystal clear 2D or incredible 3D.

Using the specially designed wall mount* and clever cable management system the EW695UTis is simple to install. Once in place the many security features ensure the projector is safe and secure.

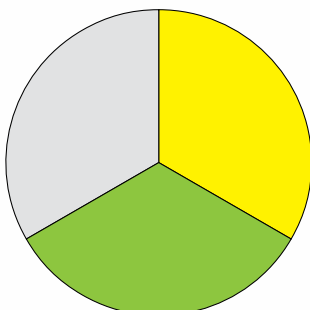
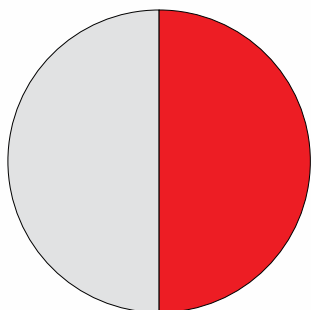
Designed with you, the presenter, in mind, the EW695UTis with 3500 ANSI Lumens of brightness, incorporates extensive connectivity, plug and play presenting, powerful 10W stereo speakers and Crestron RoomView® control to maintain and monitor the projector over the network. The environmentally friendly EW695UTis has energy saving features including <0.5W standby mode and auto power off saving you both time and money. Our unique Optoma Colour guarantee ensures hassle-free, long-lasting projection.

*OPTIONAL ACCESSORY



PROJECT & INTERACT

No need for an interactive board



$$\frac{1}{2} + \frac{2}{3} =$$



INTERACTIVE ULTRA SHORT THROW BENEFITS

PROBLEMS	SOLUTIONS
EXPENSIVE Electronic interactive whiteboard is needed for interactive teaching.	AFFORDABLE Interactivity built-in to the projector, can be installed virtually anywhere there is a flat surface.
LOCATION Shadows from the presenter or the audience appear on the screen. Light projecting directly into the eyes of anyone stood close to the screen surface. Projector positioned nearly 2m away to achieve a large screen size.	ULTRA SHORT THROW (UST) Position projector closer to the screen to eliminate shadows and stop light from shining in the presenter's eyes. UST projectors save space and enable very large projection displays even in the smallest of rooms.
SECURITY Lack of security features means projectors are vulnerable to vandalism and theft.	PEACE OF MIND Fully featured UST projectors are fitted with a security bar, Kensington™ lock and password protection. Cables are fully protected inside a concealed area within the projector to ensure a neat, tamper proof installation.
OLD TECHNOLOGY 2D projection fails to deliver the information needed to ensure it makes a real impact.	LATEST TECHNOLOGY Excite and engage your audience with the latest 3D projection. Tried and tested 3D technology proven to improve results. 3D projection is vital to creating the best classroom or meeting room environment.

ENHANCED INTERACTIVE PEN FOR MOUSE CONTROL, DRAWING AND WRITING

Easy to use with all your PC and Mac applications using the intuitive interactive pen*.

- Faster response
- Zero offset
- Easier to hold
- Automatic calibration
- Pen charging via USB
- Left and right click buttons just like your mouse
- Draw and annotate on the projected image using the Wizteach tools
- Easily advance and reverse your presentation slides

Enhanced pen →



WIZTEACH

Enhance your teaching and learning with the WizTeach interactive software. With over 70 individual learning tools and 3000 ready made images designed to work over your browser or any application and available in 36 languages, the WizTeach software gives you everything you need to interact and engage with your audience.

Diverse uses including presentations for business conferences, teaching in education and training for business.



ULTRA SHORT THROW LENS

Position the EX695UTis even closer to the wall so that the light beam doesn't shine into your eyes. Project an impressive 60" diagonal image from just 46cm from the screen. Stand alone or wall mounted the EX695UTis eliminates shadows on the screen and allows you to present with ease.



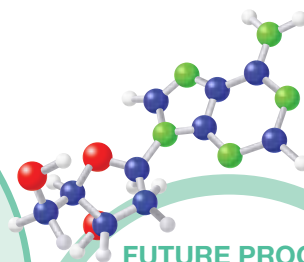
*USB Type A to USB 5Pin Mini B cable required

WHY USE AN OPTOMA ULTRA SHORT THROW PROJECTOR?

$$1 + 1 = 2$$

PERFECT FOR TEACHING ✓

Maximise space in the classroom for teachers and students. The teacher can stand close to the interactive whiteboard without having the intense light from the projector shining directly into their eyes.



FUTURE PROOF TECHNOLOGY FOR THE CLASSROOM ✓

Engage and inspire your students with 3D lessons in Biology, Maths, Geography and many more.

A NEW SOLUTION FOR INTERACTIVITY ✓

Interactive technology offers tremendous potential for improving the learning process. Teachers and presenters can interact with their on screen material, engaging and involving everyone to bring learning to life.



ENERGY EFFICIENT = ENVIRONMENTALLY FRIENDLY = SAVE MONEY ✓

Running costs are reduced thanks to reduced power consumption and standby mode <0.5W. When the projector is no longer required it will automatically turn off, saving energy and prolonging the life of the lamp.

DETAILED PROJECTION ✓

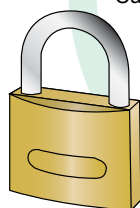
Easy to read text and graphs thanks to the incredibly high native contrast ratios.

SECURE ✓

Kensington Lock, security bar and password protection help secure your projector and act as a theft deterrent.


Customised start-up screen helps identify who the projector belongs to.

Keypad lock prevents unauthorised adjustments and ensures the projector can only be controlled via the remote control or network.



BRILLIANT COLOURS THAT LAST ✓

Project stunning, vibrant and accurate colour images that won't decay overtime thanks to BrilliantColor™ and DLP® technology.



EASY TO CONTROL AND MONITOR ✓

Crestron RoomView® software provides a custom configurable interface to monitor, manage and control every projector in every room remotely from any computer.

CRESTRON
RoomView
connected

DISCOVER THE ADVANTAGES OF 3D PROJECTION

3D
Ready

EDUCATION

Bring the classroom to life. Engage and inspire your students with lessons taught in 3D. Increase your students interest and help them to explore the world, travel through space, see inside the body and bring new ideas to life.



OFFICE

Grab your colleagues or customers attention by delivering a winning presentation. Modelling costs are eliminated as the product can be brought to life in a virtual projected 3D world.



DISPLAY

Wow audiences in museums, galleries and shops to give them a 3D experience they really will remember.



HOW DOES 3D WORK?

Using the inherent speed of DLP® technology, Optoma 3D-Ready projectors can output video and images at an astonishing rate of 120Hz, allowing you to show full screen, full colour, stereoscopic 3D.

The 3D effect is generated by splitting this signal into two standard video streams, one for each eye. Using DLP® Link™ technology, the 3D glasses synchronise with the image on screen to filter each stream to the correct eye. Your brain then combines the two streams to make them jump into life.



WHAT YOU NEED

1. Optoma EW695UTis
2. Optoma DLP®-Link™ Glasses
3. Quad-buffered graphics card (installed in a PC) and 3D educational software

For more information please visit www.optoma.co.uk/3deducation.aspx

THE DIFFERENCE IS WIDESCREEN

The EW695UTis is the perfect companion for widescreen laptops. Your presentations will appear as sharp and detailed as they do on your widescreen laptop in WXGA (1280 x 800). WXGA resolution gives 30% more pixels than XGA.



XGA



WXGA

CARING FOR THE ENVIRONMENT

The EW695UTis incorporates energy saving features to conserve power and extend the lamp life:



To achieve the maximum 3000hrs lamp life time the projector should be operating in ECO mode and the shut down timer enabled to automatically switch off the projector if it is accidentally left on when no longer required.



Optoma's low energy standby mode significantly reduces power consumption, enabling environmentally friendly power management and lower cost of ownership. It takes less than 10 seconds for the projector to power up and shutdown, saving both time and energy.



We know that improving our products is the best way to reduce our impact on the environment. That's why at Optoma, we design our products to have a long usable life, use fewer materials, ship with the minimum packaging and be free of all possible toxic substances. Naturally, energy efficiency and being recyclable are built in at the design stage. With each new product, we strive towards minimising our environmental impact. For full details of Optoma Project Green please visit our website.

BRIGHT, DETAILED & COLOURFUL PROJECTION

Grab your audience' attention with bright, vivid projected images thanks to the BrilliantColor™ technology incorporated within the EW695UTis.

Once you've purchased an Optoma DLP® projector, we guarantee that the colours compared to other leading technologies will not fade for a minimum of 5 years.

Preset display modes allow you to achieve a perfect image on a variety of surfaces including screens and interactive whiteboards.



CLEAR, FOCUSED IMAGES

Lessons in the classroom and presentations in the boardroom demand sharp, flawless images. DarkChip3™ technology from Texas Instruments produces a stunning 3000:1 contrast ratio for pin sharp graphics and crystal clear text. Crisper whites, ultra-rich blacks makes images come alive and text easier to read.

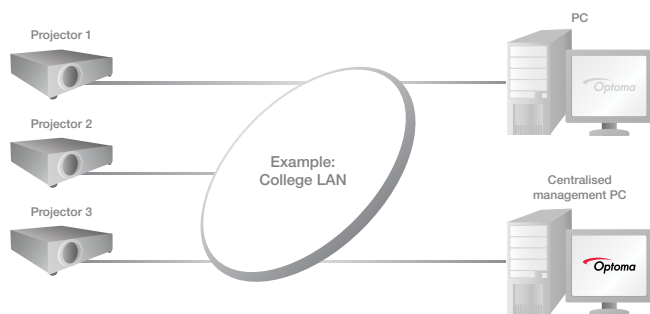




CRESTRON ROOMVIEW® - NETWORK CONTROL

RoomView® software provides a custom configurable interface to power on/off, monitor, manage and control up to 250 projectors at the same time from any computer.

- Schedule the projectors to power up/down saving time, money and extending the life of the lamp.
- Control and alter the projector settings using a simple web browser page including menu control.
- Send alerts for warning messages.
- Reduce maintenance time by automatically receiving emails for lamp replacements.



CRESTRON
RoomView
connected

Download Crestron RoomView® Express software from:
www.crestron.com/getroomview

RS232 CONTROL

The extensive RS232 command set makes it simple and easy to control the EW695UTis with any control system.

AMX Compatibility – Dynamic Discovery

Protocol is incorporated into the EW695UTis. This feature allows for easy installation with AMX control systems.



HASSLE-FREE PC-LESS PRESENTATION

Enjoy hassle-free presenting with the USB Reader to project a JPEG presentation from a USB flash drive. The Remote Desktop function allows you to present using a wireless mouse and keyboard. You'll get to access everything from your computer remotely on the projection screen!




MULTIPLE DISPLAY OPTIONS FOR VARIOUS OFFICE AND CLASSROOM NEEDS

The EW695UTis gives you plenty of options to project a great presentation or video on your projector.

- **USB Display** offers the 2-in-1 USB display function using a single cable to manage both the images and mouse controls from your PC device.
- **LAN Display** offers a cost-effective solution for projection control, monitoring and display.
- **Wireless Display** keeps cables and wires out of everyone's way with the Mini Wi-Fi Dongle. (optional accessory)

The free downloadable 'Optoma Presenter' software to give you the ability to display information to your projector using a network cable or wireless adaptor. Display presentations and video up to 4-1, 1-8 and partial projection for business presentations, training meetings and educational lessons.



Future Proof Technology



EW695UTis

CONNECT WITH EASE

The EW695UTis easily connects to multiple devices such as computers, laptops, DVD players and games consoles.



TRUE HDMI

Project crystal clear images using HDMI v1.3 input. Hassle-free projection from a widescreen computer/HD source with a single HDMI cable – no need for separate audio cables.

EASY LAMP REPLACEMENT

Direct and easy access to the lamp whilst the projector is in situ.

AUDIO POWER

Use a microphone and the powerful built-in 10W speakers to capture your audience attention from anywhere within your classroom or meeting room.

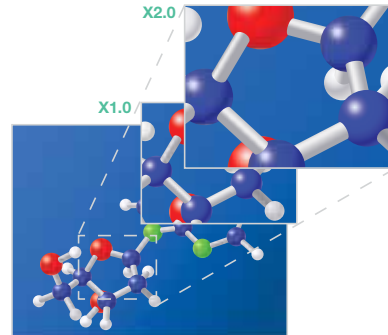
Two audio inputs from individual computer and video devices enable the EW695UTis to function as an audio switcher and volume controller. The convenient audio pass thru feature enables idle projection, even in standby mode to power the external speakers, eliminating the need for complicated and costly additional audio hardware and cabling.

[only compatible with stereo mini-jack]




ENLARGE YOUR IMAGES

Use the digital zoom feature to explain the projected image in more detail.



PERFECT PROJECTION

Quickly adjust misaligned images with vertical keystone correction.



INSTALLATION

Integrated cable management design ensures security and protection. Fitted with the customised OPCUWM900 wall mount the cables are concealed to ensure a neat, tamper proof installation.



Installation is made quick and easy with the built-in grid pattern.

PROJECTION TILTING



For tabletop use as well as wall and floor projection.



EW695UTis SPECIFICATIONS

Native Resolution	WXGA 1280 x 800
Display Technology	Single 0.65" WXGA DC3 DMD chip DLP® Technology by Texas Instruments
Brightness - BRIGHT mode ¹	3500 ANSI Lumens
Contrast	3000:1
Noise Level	30dB (ECO mode)
Lamp Life ²	3000 (ECO mode)
Projections Lens	F Number 2.71 Focus Length 4.415mm Focus / Zoom Type Manual Focus / 2.0x Digital Zoom Throw Ratio 0.3026:1 (Projection Distance: Image Width)
Projection Distance	0.4 - 0.65m
Image Size	1.54 - 2.54m (60.60" - 100.03") Diagonal 16:10
Offset	125% ±5%
Weight / Dimensions (W x D x H)	7.6 kg / 426.5 x 407 x 210mm (inc feet)
Remote Control	Full function remote with direct source selecting
INPUTS	HDMI (HDCP) - audio supported 2 x 15 Pin D-Sub VGA S-Video 4 Pin Mini Din Composite RCA 3.5mm Audio Mini Jack - Audio computer input 2 x Stereo RCA - Audio video input Interactivity & USB (remote mouse) USB Reader - Type A USB Display - Mini USB Microphone
CONTROL	RS232 - 3 Pin Mini DIN RJ45 [Operation during standby mode - ECO standby must be set to off]
OUTPUT	3.5mm Audio Mini Jack 15 Pin D-Sub VGA [Supported through VGA 1 only. Operation during standby mode - ECO standby must be set to off] +12v Trigger
Audio	10W Speaker
Aspect Ratio	16:10 Native, 16:9/4:3 Compatible
Keystone Correction	± 40° Vertical
On Screen Display	19 Languages: English, German, French, Italian, Spanish, Portuguese, Polish, Dutch, Russian, Finnish, Swedish, Greek, Norwegian/Danish, Hungarian, Czech, Turkish, Farsi, Arabic & Romanian
Compatible Resolutions	UXGA, SXGA, WXGA, HD, XGA, SVGA
Video Compatibility	PAL SECAM 576i/p, NTSC 480i/p, HD 720p/1080i/1080p
Uniformity	85%
Displayable Colours	1.07 Billion
Horizontal Scan Rate	15 - 91KHz
Vertical Scan Rate	24 - 85Hz (120Hz for 3D)
Power Supply	100 - 240V, 50 - 60Hz
Power Consumption	365W BRIGHT mode < 0.5W Standby mode 325W ECO mode < 0.5W Standby mode
Operating Conditions	Operating: 5 - 40°C, 85% Humidity (Max), 3000m Altitude (Max)
Security	Security Bar, Kensington™ Lock Port, Password Protection
Standard Accessories	Lens Cover, AC Power Cord, VGA Cable, Interactive Pen, Full Function Remote, Batteries x 4, Quick Start Guide, CD User Manual, Warranty Card, WEEE Card, WizTeach CD (software)
RoHS	Compliant
Lamp Warranty	1 year or 2000 hours - whichever comes sooner
Warranty	Warranty may vary by country. Please see www.optoma-europe.com or ask your local supplier for details
Colour Guarantee ³	5 Years
3D Support	120Hz frame sequential 3D for resolutions up to 720p. 60Hz field sequential 3D for resolutions up to 480i
3D Viewing	Requires Optoma DLP® Link™ active shutter glasses - sold separately
3D Compatibility	The 3D features of Optoma projectors can only be used with compatible 3D content. Typical applications include use with 3D educational or 3D design and modelling systems.

Optoma Accessories

Projector Wall Mount - Part number: OPCUWM900	
	Wall mount for the EX695UTis Telescopic mount with height adjustment plate for versatile installation. Maximum projector image of 100" diagonal with the EX695UTis.
Lamp - Part number: SP.8JR03GC01	
	Optoma genuine lamp modules are designed and tested to work specifically with your Optoma projector to ensure quality, good performance and longevity.
Interactive Pen - 55.8JR03G001	
	Replacement/additional pen if required.
Mini Wi-Fi Dongle - SP.8JQ02GC01	
Wireless projection for presentations and video. (Audio not supported)	
USB 5m Cable - SP.8JR04GC01	
USB cable required for interactive pen	

Optoma Europe Ltd.


42 Caxton Way, Watford Business Park, Watford, Hertfordshire, UK. WD18 8QZ

www.optoma.co.uk

EASY TO USE REMOTE CONTROL

EW695UTis Remote Control

- 1 Power
- 2 Remote Mouse
- 3 Page Up/Down control
- 4 Enter/Help
- 5 Vertical Keystone Adjustment
- 6 Volume Control
- 7 Brightness Adjustment
- 8 3D Control
- 9 Direct Input Source Selection
- 10 Freeze Control
- 11 AV Mute



EW695UTis Connections

- 12 +12v Trigger
- 13 Audio In (VGA 1 & 2)
- 14 RS232
- 15 Composite Video
- 16 S-Video
- 17 VGA 1- Scart & Component
- 18 VGA Out
- 19 HDMI (audio supported)
- 20 Interactivity & USB (Remote Mouse)
- 21 Audio Out
- 22 Microphone
- 23 Audio In (S-Video & Composite)
- 24 VGA 2 - Component
- 25 RJ45
- 26 USB Reader
- 27 USB Display

Exceptional Connectivity / Multiple Terminals



Projection Distance 0.4 - 0.65m WXGA (16:10 Aspect Ratio)

Distance from screen to projector (m)	Projection Distance from mirror (m)	Horizontal Image Size (m)	Vertical Image Size (m)	Diagonal Image Size (m)	Diagonal Image Size (inch)	Image Offset (m)
0.05	0.395	1.31	0.82	1.54	60.60	0.20
0.15	0.490	1.62	1.01	1.91	75.18	0.25
0.18	0.522	1.73	1.08	2.03	80.09	0.27
0.25	0.587	1.94	1.21	2.29	90.06	0.30
0.31	0.652	2.15	1.35	2.54	100.03	0.34

For guide purposes only

EW695UTis is capable of 16:9/4:3 aspect ratio projection. When projecting a 16:9/4:3 image the image sizes, screen height and offset information will differ from the above.



¹Brightness and lamp lifetime will vary depending on selected projector mode, environmental conditions and usage. As is common with all lamp based projectors, brightness will decrease over the lamp lifetime. ²Typical lamp life achieved through testing. Will vary according to operational use and environmental conditions. ³Optoma guarantees that in normal use, Optoma DLP® colour quality will be indistinguishable from when new. Exclusions: (a) Guarantee is voided if the projector is subject to damage through misuse. (b) Guarantee may be void in industrial or commercial entertainment environments where dust or smoke is excessive (c) Guarantee will not apply if lamp brightness is below 50% due to wear or if the projector is not working due to other faults. (d) Over time worn lamps within all projector types will show a slight colour variance. Copyright © 2012, Optoma Europe Ltd. All other product names and company names used herein are for identification purposes only and may be trademarks or registered trademarks of their respective owners. Crestron®, the Crestron and RoomView® logo are registered trademarks of Crestron Electronics, Inc. Errors and omissions excepted, all specifications are subject to change without notice. DLP®, BrilliantColor™ and the DLP logo are registered trademarks of Texas Instruments. All images of products are for representation purposes only. Whilst every care is taken to provide accurate images of our products, actual products may differ slightly. Some product images may have been digitally altered by us to add an Optoma logo to the front panel. Optoma reserves the right to amend or alter actual product or product images without notice. Some images may be simulated.