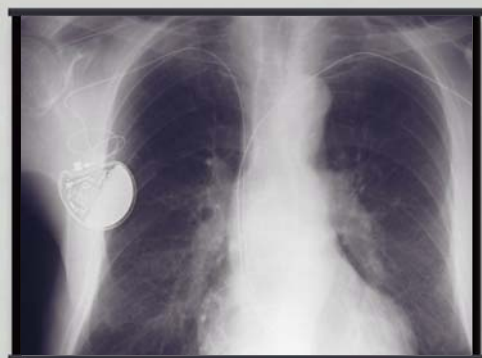




MITSUBISHI ELECTRIC

HIGH RESOLUTION PROJECTOR FOR MEDICAL IMAGING



NEW Optional lens available

Precise simulated DICOM image reproduction
Bright SXGA+ medical Projector

MH2850U

sRGB



Changes for the Better

Medical Image Clarity

Built-In DICOM Simulation Display Mode

- Blue & Clear modes available for reading medical images
- 3100 ANSI lumens for extreme clarity
- Highly recommended for use in medical school
- Perfect for training and educational use only

Flexible Lens Options

Besides the standard lens, the MH2850U is also engineered to use various optional lenses. Choose the lens that best fits your installation parameters.



OL-XL2550MZ

Inorganic LCD Panel

The MH2850U is equipped with inorganic liquid crystal panels delivering amazingly sharp and bright images. Now you can display your latest medical images with the utmost details of SXGA+ (1400x1050) resolution magnified through 3100 ANSI lumens of brightness. Plus the panel life is rated up to twice the service life of conventional organic film panels, which translates into years of viewing enjoyment.



XGA

SXGA+

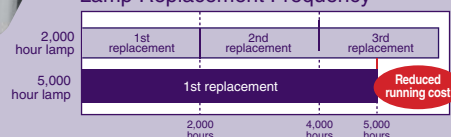
Amazing 5,000hrs Lamp Life

With its efficient lamp design to help control overall lamp temperature, the MH2850U can achieve an estimated lamp life of up to 5,000 hours^{*1}. This makes dramatic reductions in overall replacement lamp costs, as well as reduce overall operating maintenance time and costs^{*2}.

(*1): When used at the low lamp mode. Maximum lamp life at standard mode use is 2,000 hours.

(*2): Lamp life refers to the average time required for brightness to be reduced by half, and not the time specified in the warranty. Use time may vary widely by the environment and conditions, and whether or not cleaning and other maintenance procedures are followed.

Lamp Replacement Frequency^{*2}



Convenient Side-Access Lamp Design

Designed with a convenient side access lamp design, necessary lamp replacements are simplified and does not require the projector to be unmounted from a ceiling mount or turned upside down if resting on a tabletop.



Anti-Theft Security Hook

A robust key-lock chain can be passed through the anti-theft security hook. This reliable anti-theft measure helps prevent and deter any unauthorized removal of the projector from the premises




Note: Mitsubishi Electric cannot accept responsibility for thefts occurring despite use of this safety feature.



PORTABLE SXGA+ PROJECTOR **MH2850U**

Input and Output Terminals



- 1 S-Video / Video input
- 2 PC / Component Video input (mini D-sub 15pin)
- 3 PC / Audio input
- 4 DVI-D (with HDCP) input
- 5 USB terminal for mouse control
- 6 Serial RS-232C (D-sub 9pin)
- 7 LAN (RJ-45)
- 8 Video / Audio input
- 9 Security Anchor
- 10 Audio output
- 11 Monitor output

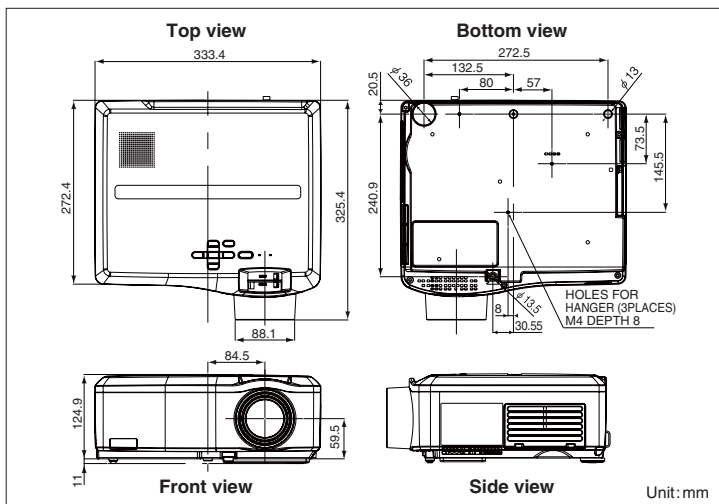
Options

Replacement lamp
VLT-XL650LP



Option Lens Line-up

	Short Throw Zoom Lens OL-XL2550MZ	Long Throw Zoom Lens OL-XL2550LZ	Tele Throw Zoom Lens OL-XL2550TZ
Model			
Zoom / Focus	Manual (1.3x)	Manual (1.5x)	Manual (1.5x)
Projection Lens	f=29-37mm F1.7-2.0	f=32-48mm F2.2-2.8	f=48-74mm F2.2-2.7
Throw Ratio	1.8~2.3	2.0~3.0	3.0~4.6



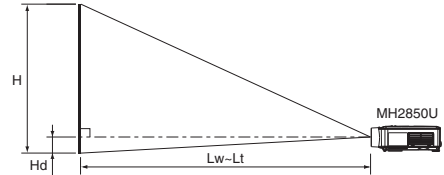
Specifications

Model	MH2850U
Display technology	0.8" 3-LCD (with Micro Lens)
Resolution	1400x1050 (total 1,470,000 pixels)
Brightness	3100lm
Contrast	600 : 1 (on/off)
Projection lens	f=24-29, F1.7-1.9
Throw ratio	1.47-1.77
Offset axis	9up : 1down (No variable lens shift)
Picture Size	40"-300"
Source lamp	220W (Shut Off Time 5000Hrs) with Low Mode 261W (Shut Off Time 2000Hrs) with Standard Mode
Computer compatibility	640x480 ~ 1600x1200 (Compressed), 1400x1050 (Real), Sync on green available
Video compatibility	NTSC/NTSC4.43/PAL (including PAL-M, N) /SECAM/PAL-60, Component Video: 480i/p(525i/p), 576i/p(625i/p), 720p(750p 50/60Hz), 1080i(1125i 50/60Hz), 1080p(1125p 50/60Hz), SCART(RGB+1V sync)
Digital keystone	Vertical: MAX +/- 35 deg/steps, Horizontal: MAX +/- 25 deg/steps
PC input terminals	PC: Mini D-sub 15pinx2, DVI-D(with HDCP)x1, Audio: Stereo mini(φ3.5)x2
Video input terminals	Video: RCAx1, S-VIDEOx1, Audio: RCA(L,R)x2
Output terminals	Monitor Out: Mini D-sub 15pinx1, Audio: Stereo Mini(φ3.5)x1
Communication terminals	LAN(RJ-45)x1 (for projector control), RS-232C (D-Sub 9pin)x1, USB terminalx1 (for mouse control)
Audio speaker	3W mono
Dimension (WXHxD)	333x125x272mm / 13.0"x4.9"x10.7" (excluding height adjustment)
Weight	4.9kg / 10.8lbs
Power supply	AC100 - 240V, 50/60Hz
Optional lamp	VLT-XL650LP
Accessories	Ceiling Mount (XL6000CM), Hard Shell Projector Case (XH50-ATAC), Replacement remote control (XD460REM)
Warranty	3-Years Parts/Labor, 3-Years Express Replacement Assistance, 1-Year or 500 hours lamp warranty (whichever comes first)

*All brand names and product names are trademarks, registered trademarks or trade names of their respective holders.
**Compliance with ISO21118-2005

Screen size and Projection distance

As seen from the side



Normal Lens / Screen size chart (4:3 aspect ratio)

Diagonal size		Screen		Height (H)		Distance from screen (L)		Height projected image (Hd)	
		Width (W)	Height (H)	Maximum Zoom	Minimum Zoom	Maximum Zoom	Minimum Zoom	Maximum Zoom	Minimum Zoom
inch	cm	inch	cm	inch	cm	inch	m	inch	cm
40	102	32	81	24	61	46	1.2	56	1.4
60	152	48	122	36	91	70	1.8	85	2.2
80	203	64	163	48	122	94	2.4	114	2.9
100	254	80	203	60	152	118	3.0	142	3.6
150	381	120	305	90	229	177	4.5	215	5.5
200	508	160	406	120	305	237	6.0	287	7.3
250	635	200	508	150	381	297	7.5	359	9.1
300	762	240	610	180	457	357	9.1	-	-

Option Lens / Screen size chart (4:3 aspect ratio)

Diagonal size		Screen		Distance from screen (L)		Height projected image (Hd)		Distance from screen (L)		Height projected image (Hd)	
		Width (W)	Height (H)	Maximum Zoom	Minimum Zoom	Maximum Zoom	Minimum Zoom	Maximum Zoom	Minimum Zoom	Maximum Zoom	Minimum Zoom
inch	cm	inch	cm	inch	m	inch	m	inch	m	inch	cm
40	102	32	81	24	61	55	1.4	71	1.8	2.4	6
60	152	48	122	36	91	84	2.1	108	2.7	3.6	9
80	203	64	163	48	122	113	2.9	145	3.7	4.8	12
100	254	80	203	60	152	142	3.6	182	4.6	6.0	15
150	381	120	305	90	229	214	5.4	274	6.9	9.0	23
200	508	160	406	120	305	285	7.3	366	9.3	12.0	31
250	635	200	508	150	381	357	9.1	-	-	15.0	38
300	762	240	610	180	457	429	10.9	-	-	18.0	46

The above numbers are approximate, and may be slightly different from the actual measurements.

**MITSUBISHI DIGITAL ELECTRONICS
AMERICA, INC.**

Presentation Products Division
Phone: 888.307.0349
Email: ppdinfo@mdea.com
www.mitsubishi-presentations.com



**MITSUBISHI
ELECTRIC**

PRESENTATION PRODUCTS

**MITSUBISHI ELECTRIC SALES
CANADA, INC.**

Display & Imaging Solutions Division
Phone: 905.475.7728
www.mitsubishielectric.ca