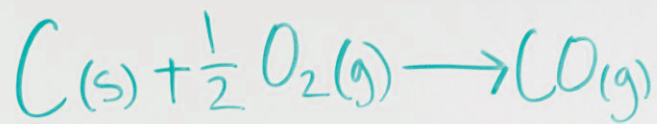
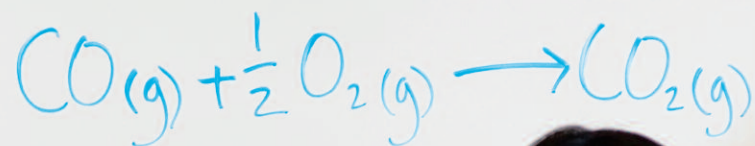
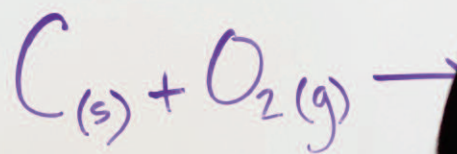


# LIVEN UP YOUR TEACHING

 $\Delta$  $\Delta H$ 

-283.0

 $\Delta$ 

-393.5



**EPSON®**  
EXCEED YOUR VISION

---

# EPSON EB-410W

---

The Epson EB-410W is ideal for use in interactive teaching with whiteboards. With bright clear colours this easy-to-use projector allows wide-screen presentations at a very short projection distance.

## The perfect partner for interactive whiteboards

The Epson EB-410W is perfect for installation with interactive whiteboards. Teachers can capture notes and instantly save, publish, print and email, improving interactivity with students.

## Project without shadows

Maximise space for teachers and students. Easy to install and to monitor, this ultra-short throw projector is able to display a sharply focused 60" picture from a distance of just 62 cm from the projection surface, eliminating shadow effects caused by people and objects in front of the screen.

## Easy maintenance with network monitoring and control

The Epson EMP Monitor™ software enables you to remotely configure and operate the projector over your network. You can even set an e-mail alert the internal temperature of your projector, or to monitor lamp status, in order to prevent any possible problems disrupting your presentations.

## Our contribution to the environment

The Epson EB-410W is designed and produced in compliance with Epson's environmental policy. It allows you to display on a screen of up to 116 inches and consumes much less power than large flat-panel televisions. This means you can save both energy and costs. It also boasts improved lamp life, a sleep timer function, paint-free design and recyclable packaging.

### The Epson EB-410W:

- Minimises power consumption when not in use (timer functions, rapid power on/off)
- Reduces pollution: no paint used in manufacture, 100% recyclable packaging
- Provides clear visibility in light rooms and saves money: our low-wattage E-TORL Lamp lasts up to 4000 hours

**We are committed to providing the highest performance in our projectors by integrating innovative technologies.**



**EPSON  
WORLD LEADER  
IN PROJECTORS**

Source: Futuresource Consulting Ltd.



Recommended for education, 3LCD technology provides superb image quality with smooth and natural colour reproduction.

## Colour Light Output, the new metric for projector brightness

Epson provides Colour Light Output specification data. Colour Light Output measures a projector's ability to deliver colour. Colour Light Output provides users with a simple, accurate and easy to understand way to evaluate projector colour performance.

# SHORT-THROW, WIDE SCREEN PROJECTOR

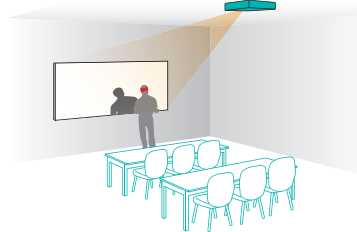


**Improved security** with the inclusion of a tough security bar, Kensington lock, control panel lock and password protection




The remote control has all the controls you need to navigate the extra digital A/V functions and comfortably browse files during lessons

With current projectors



With the Epson EB-410W



Only a small distance is required between the projector and the screen. Thanks to the ultra-short throw projector, your presentation is free of shadows



# PRODUCT DIMENSIONS AND SPECIFICATIONS


<b>SPECIFICATIONS</b> Projection system (3LCD) Native resolution Native aspect ratio Resolution supported White Light Output (brightness) * Colour Light Output	0.59" with MLA (x3) Polysilicon TFT active matrix WXGA (1280 x 800) 16:10 VGA ~ UXGA / WSXGA+ 2000 lm / 1600 lm (Normal / Eco) 2000 lm / 1600 lm (Normal / Eco)
<b>PROJECTION LENS</b> Throw ratio Image size Focal Length / F Number Focus / Zoom type Offset	0.48 - 0.65:1 40" to 116" (distance: 0.54 to 1.22 m) 6.48 mm / 1.8 Manual focus / 1.35 x Digital Zoom 9.51:-1
<b>LENS PROTECTION</b>	Yes
<b>LAMP</b> Type Life	E-TORL 170W UHE (ELPLP42) 4000 hours / 3000 hours (Eco / Normal mode)
<b>IMAGE</b> Colour Reproduction Fan noise Contrast ratio * Screen size (projection distance) Keystone correction	Full-Colour (16.77 million colours) 28 dB / 35 dB (Eco / Normal mode) 500:1 30" to 300" (0.62 m - 7.83 m) Vertical: ± 15 degrees
<b>INPUT</b> Computer Video Audio Control Network	2 x D-sub 15-pin (RGB) 1 x D-sub 15-pin (component), 1 x RCA (yellow), 1 x S-video 2 x Stereo mini-jack, 1 x RCA (Red/White) 1 x RS232 C (D-Sub 9 pin male) LAN via RJ45
<b>OUTPUT</b>	1 x D-sub 15-pin (RGB) 1 x Stereo mini-jack
<b>BUILT-IN SPEAKER</b>	10W monaural
<b>DIRECT POWER ON / INSTANT OFF</b>	Yes
<b>SECURITY</b>	Kensington lock hole - Security bar - Control panel lock - Password control
<b>OTHER FUNCTIONS</b>	Direct power On / Power Off Quick start: (~5 secs.) - Instant Off Colour mode: Whiteboard, Blackboard, Dynamic, Presentation, Theatre, Photo/Sports, sRGB LAN monitoring
<b>OPERATING TEMPERATURE / ALTITUDE</b>	5°C to 35°C / 0 to 2286 m (>1500 m, activate the High Altitude Mode)
<b>POWER REQUIREMENTS</b> Power supply wattage Power consumption lamp on Power consumption stand-by	100 - 240 V AC ±10%, 50/60 Hz 236W 5.5W (network off) / 6.4W (network on)
<b>WEIGHT AND DIMENSIONS</b> Weight Dimension (D x W x H)	3.6 kg 258 x 327 x 157 mm (excluding feet)
<b>ON-SCREEN MENU</b>	30 languages: English, French, German, Italian, Spanish, Portuguese, Dutch, Danish, Hungarian, Czech, Polish, Norwegian, Finnish, Swedish, Russian, Greek, Romanian, Slovenian, Ukrainian, Croatian, Slovak, Bulgarian, Hebrew, Catalan, Turkish, Arabic, Japanese, Korean, Chinese, Traditional Chinese
<b>SUPPLIED ACCESSORIES</b> Power Cable Computer Cable Remote Control Epson Projector Software (CD-ROM) Password Protect Sticker User Manual	3 m 1.8 m D-sub 15pin (Male) - D-sub 15pin (Male) With 2xAA type batteries Included Included Included
<b>WARRANTY</b>	3 years on-center on the main unit, 1 year or 1.000 hours on the lamp

\* ISO 21118 based measurement

## EPSON EB-410W



Front view



Rear view

### Screen size and projection distance

Screen size in inch	16:10 aspect ratio			
	Wide		Tele	
	cm	inch	cm	inch
50	51	20	70	27
60	62	24	84	33
70	72	28	99	39
80	83	33	113	45
90	94	37	(128)	(50)
100	105	41	(142)	(56)
116	122	48	(165)	(65)

Screen size in inch	4:3 aspect ratio			
	Wide		Tele	
	cm	inch	cm	inch
50	58	23	779	31
60	70	28	96	38
65	76	30	104	41
70	82	32	112	44
80	94	37	(129)	(51)
90	107	42	(145)	(57)
102	121	48	(165)	(65)



Epson optional wall mounting arm for EB-410W (ELPMB24)



**EPSON**  
WORLD LEADER  
IN PROJECTORS

Better Products  
for a Better Future™

For further information please contact your local Epson office or visit [www.epson-europe.com](http://www.epson-europe.com)

Austria 0810/20 01 13 (0,07 €/Min.) Belgium 070/350120 (0,1735 €/min.) Czech 800/142 052 Denmark 44 50 85 85 Finland 0201 552 091  
France 09 74 75 04 04 (0,12€/min) Germany 01805/23 41 10 (0,14 €/Min.) Greece 210-8099499 Hungary 06900 147 83 Ireland 01 436 7742  
Italy 02-660321 10 (0,12 €/min.) Luxembourg 900/43010 (0,24 €/min.) Middle East +9714 8818934 Netherlands 0900-5050808 (0,05 €/oproep  
+ 0,15 €/min.) Norway 22 06 42 80 Poland 0-0-800 4911299 (0,16 zł/min.) Portugal 707 222 111 Russia (095) 777-03-55 Slovakia 0850 111 429  
South Africa (+2711) 465-9621 Spain 93 582 15 00 Sweden 0771-400135 (Mobilsamtal - 0,99 kr/min, Lokala samtal - 0,30 kr/min, Utlandssamtal -  
0,89 kr/min) Switzerland 0848 448820 (4-8 cent./min.) Turkey (0212) 3360303 United Kingdom 0871 222 6702

Trademarks and registered trademarks are the property of Seiko Epson Corporation or their respective owners.  
Product information is subject to change without prior notice.

**EPSON®**