

NEW PRODUCT SUMMARY

EPSON EB-1920W

Launch Date: November 2009



EPSON
WORLD LEADER
IN PROJECTORS

E-TORL 3LCD

Superior Light Output and Wide Performance

The EB-1920W offers superior 4000 lumens colour light output and great visual quality for average to large conference room. It not only brings back the light in your meeting room but also the clearest colour. Keep your lights on for note-taking and sizzle your audience.

Its exceptional value is complemented by its rich connectivity, offering you flexibility for your projection experience. The EB-1920W is defiantly your preferred partner for business presentation.

Advanced Auto Keystone Correction

This function automatically detects the projector's vertical angle and adjust the vertical keystone distortion instantly, ensuring that setup can be achieved quickly and efficiently allowing you to concentrate on your presentation.

Rich features and connectivity

With its rich features and connectivity, you can broaden your multimedia experience and impress the audience with smart and stylish presentations. No more hassle with cables. Directly connect your PC to the projector via a simple USB cable.



KEY SELLING POINTS

- Epson 3LCD technology offers perfect colour reproduction and bright natural pictures at 4000 lms in only 3.4 kg
- PC-Free: slideshow from USB flash drive
- Monitor and control through direct network connection
- Direct connection to Epson USB Document Camera (ELP-DC06)
- Optional Wireless Connection
- Powerful built-in 10W speaker



TARGET MARKET

Corporate: installed on the ceiling, desktop usage, on the move (mobile presentation)
Content: PPT presentations, spreadsheets, (corporate) videos, advertisement, flash animations, websites

ORDERING INFORMATION

Description	EB-1920W - WXGA, 3LCD Projector
Part Number	EB-1920W - V11H316040
Barcode	EB-1920W - 8715946455891
Carton Dimensions	522 x 390 x 230 mm (LxWxH)
Carton Gross Weight	6.69 kg

EPSON®
EXCEED YOUR VISION



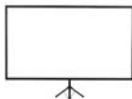



SCREEN SIZE & PROJECTION DISTANCE

Use the Epson Projection Distance Calculator software available from www.epson.co.uk for distances and screen sizes not shown below.

16:10						
Screen size (inch)	Projection distance					
	Wide			Tele		
	cm	inch	foot	cm	inch	Foot
30	91	36	3	150	59	4.9
40	123	48	4	201	79	6.6
50	155	61	5.1	253	100	8.3
60	187	74	6.1	305	120	10
80	251	99	8.2	408	161	13.4
100	315	124	10.3	511	201	16.8
150	476	187	15.6	769	303	25.2
200	636	250	20.9	1027	404	33.7
250	796	313	26.1	1285	506	42.1
300	956	376	31.4	1542	607	50.6

ACCESSORIES

(model code) **order code**

Consumables	
Spare Lamp V13H010L53 (ELPLP53)	
Air Filter V13H134A24 (ELPAF24)	
Screens	
80" Mobile Screen 16:9 V12H002S21 (ELPSC21)	
80" Pantograph Screen 16:10 V12H002S24 (ELPSC24)	
Multi-Aspect Screen 65"/74"/80" V13H003S26 (ELPSC26)	
Mountings	
Ceiling Plate Required if using a ceiling pipe. V12H003B23 (ELPMB23)	
Pipe 450mm White V12H003P13 (ELPPF13)	
Pipe 700mm White V12H003P14 (ELPPF14)	
Options	

USB Document Camera
V12H321001 (ELPDC06)



Quick Wireless Connection USB key
V13H005M06 (ELPAP06)



WHAT'S IN THE BOX

Projector	
Remote control	
2 x AA Manganese Batteries for the remote control	
Power Cable 3 m cable	
Computer Cable Mini D-Sub 15-pin/mini D-Sub 15-pin, 1.8 m (6 ft.)	
USB Cable USB type A/USB type B, 3 m (6 ft.)	
Soft Carrying Case	
Bundled Software	
User's Manual	
Document CD-ROM	
Password Protect Sticker	
Safety Instructions	

PRODUCT SPECIFICATIONS

EPSON
EXCEED YOUR VISION

PROJECTION TECHNOLOGY	3LCD Technology
RESOLUTION	WXGA – 1280 x 800 (16/10 aspect ratio) Up to 1080p
WHITE LIGHT OUTPUT * (Brightness) (Normal/Eco)	4000 – 2700 Lumens
COLOUR LIGHT OUTPUT (Normal/Eco)	4000 – 2700 Lumens
CONTRAST	2000:1
IMAGE SIZE	30" to 300" 60" screen: 1.87 – 3.05 m (projection distance)
LENS TYPE	
F-number:	1.75 – 2.42
Focal Length:	24.0 – 38.2 mm
Offset:	15.6:1
Throw Ratio:	1.45-2.33:1
ZOOM RATIO	Optical zoom 1-1.6
NOISE LEVEL (Normal/Eco)	37 dB / 29 dB
LAMP	
Type	230 W UHE – E-TORL (ELPLP53)
Life (Normal/Eco)	2500hours / 3500hours
SOUND	1 x 10 watt
ADVANCED FEATURES	Security: Padlock and security cable hole, Kensington Lock, Password protection Operation: Direct Power On/Off, Quick start (10 secs.), Instant Off, Source search Display: 8 colour modes, E-zoom, A/V mute, Freeze
KEystone CORRECTION	Automatic, Vertical $\pm 30^\circ$
VISUAL INPUT	
Computer	2 x D-sub 15-pin (RGB), 1 x USB 2.0 type B
Video	1 x RCA, 1 x S-Video, 2 x Component (D-sub 15-pin)
USB flash drive	1 x USB 2.0 type A
USB Document Camera	1 x USB 2.0 type A (in common with USB flash drive)
VISUAL OUTPUT	
Monitor	1 x D-sub 15-pin
AUDIO INPUT	
Computer	2 x Stereo mini-jack
Video	1 x RCA (White/Red)
AUDIO OUTPUT	
Computer	1 x Stereo mini-jack
WIRELESS CONNECTION	Optional wireless
CONTROL	1 x RS-232C (D-sub 9-pin), 1 x LAN (RJ45)
WEIGHT	3.4 kg
DIMENSIONS	257 x 357 x 86 mm
LANGUAGE	English / French / German / Italian / Spanish / Dutch / Portuguese / Russian / Swedish / Norwegian / Finnish / Danish / Bulgarian / Polish / Hungarian / Czech / Slovak / Romanian / Croatian / Slovenian / Ukrainian / Catalan / Greek / Turkish / Arabic / Hebrew / Japanese / Simplified Chinese / Traditional Chinese / Korean / Thai / Indonesian / Malay / Vietnamese
POWER CONSUMPTION	On: 237W (Eco) Standby: 0.3W (Eco)
SAFETY REGULATIONS	IEC 60950-1 1st edition (CE marking) EMC directive (89/336/EEC) Recycling regulations
WARRANTY	3 Years

* ISO 21118 based measurement



For further information please contact your local Epson office or visit www.epson-europe.com

Trademarks and registered trademarks are the property of Seiko Epson® Corporation or their respective owners.

Product information is subject to change without prior notice.