

XEED SX6000, WX6000, WUX4000 and WUX5000 Specifications

		XEED SX6000	XEED WX6000	XEED WUX4000	XEED WUX5000
PRODUCT CLASS		Installation		Installation	
PANEL					
Type		LCOS reflective display, TFT Active Matrix		LCOS reflective display, TFT Active Matrix	
Size and Number		0.72" diagonal, 3 panels	0.70" diagonal, 3 panels	0.71" diagonal, 3 panels	
Aspect Ratio		4:3	16:10	16:10	
Native Resolution		1400 x 1050 (SXGA+), 1470000 pixels	1440 x 900 (WXGA+), 1296000 pixels	1920 x 1200 (WUXGA), 2304000 pixels	
OPTICS					
Lamp Type		330W NSHA		310W NSHA	330W NSHA
Lens F Number and Focal Length		F1.89 – F2.65; f=23.0 – 34.5mm (Lens RS-IL01ST)	F1.89 – F2.65; f=23.0 – 34.5mm (Lens RS-IL01ST)	F1.89 – F2.65; f=23.0 – 34.5mm (Lens RS-IL01ST)	F1.89 – F2.65; f=23.0 – 34.5mm (Lens RS-IL01ST)
Zoom Magnification and Control		1.5x Motorised (RS-IL01ST lens)		1.5x Motorised (RS-IL01ST lens)	
Focus Control		Motorised		Motorised	
Lens Shift		Vertical: 3.2:6.8 to 10:0 (-12% to +50%) Motorised	Vertical: 3.5:6.5 to 10.5:-0.5 (-15% to +55%) Motorised	Vertical: 3.5:6.5 to 10.5:-0.5 (-15% to +55%) Motorised	
		Horizontal: 4:6 to 6:4 (+/-10%) Motorised		Horizontal: 4:6 to 6:4 (+/-10%) Motorised	
IMAGE AND AUDIO					
Brightness		6000 lumens	5700 lumens	4000 lumens (3500 lumens in Quiet Mode)	5000 lumens
Brightness Uniformity		88%		88%	
Contrast Ratio		1000:1 (full on / full off)		1000:1 (full on / full off)	
Projection Distance Coverage		1.3m – 28.8m (3.2m – 4.8m for 100" image, Lens RS-IL01ST)	1.3m – 29.0m (3.3m – 4.9m for 100" image, Lens RS-IL01ST)	1.3m – 29.0m (3.2m – 4.8m for 100" image, Lens RS-IL01ST)	1.3m – 29.0m (3.2m – 4.8m for 100" Screen Size image, Lens RS-IL01ST)
Screen Size		40" – 600" (81 x 61cm – 1219 x 914cm)	40" – 600" (86 x 54cm – 1292 x 808cm)	40" – 600" (86 x 54cm – 1292 x 808cm)	40" – 600" (86 x 54cm – 1292 x 808cm)
Digital Zoom Magnification		1x – 12x		1x – 12x	
Keystone Correction Range		Vertical: +/-20°, Horizontal: +/-20°		Vertical: +/-20°, Horizontal: +/-20°	
Digital RGB Compatibility		UXGA / WSXGA+ / SXGA+ / WXGA+ / WXGA / SXGA / XGA / SVGA / VGA		WUXGA / UXGA / WSXGA+ / SXGA+ / WXGA+ / WXGA / SXGA / XGA / SVGA / VGA	
Analogue RGB Compatibility		UXGA / WSXGA+ / SXGA+ / WXGA+ / WXGA / SXGA / XGA / SVGA / VGA		WUXGA / UXGA / WSXGA+ / SXGA+ / WXGA+ / WXGA / SXGA / XGA / SVGA / VGA	
Digital Video Scan Systems		1080p / 1080i / 720p / 576p / 480p		1080p / 1080i / 720p / 576p / 480p	
Component Video Scan Systems		1080p / 1080i / 720p / 576p / 576i / 480p / 480i		1080p / 1080i / 720p / 576p / 576i / 480p / 480i	
Video / S-Video Colour Systems		PAL / PAL-M / PAL-N / NTSC / NTSC4.43 / SECAM		PAL / PAL-M / PAL-N / NTSC / NTSC4.43 / SECAM	
Scanning Frequency		Horizontal: 15-75kHz, Vertical: 50-85Hz, Clock: 162MHz		Horizontal: 15-75kHz, Vertical: 50-85Hz, Clock: 162MHz	
Display Modes		Standard, Presentation, Dynamic, Vivid Photo, Photo/sRGB, Video, Cinema, Custom (with 5 presets)		Standard, Presentation, Dynamic, Vivid Photo, Photo/sRGB, Video, Cinema, Custom (with 5 presets)	
Image Enhancement		12-bit Digital Gamma Correction		12-bit Digital Gamma Correction	
Built-in Speaker		5.0W RMS, Monaural		5.0W RMS, Monaural	
PORTS AND CONNECTORS					
Digital RGB Input		DVI-I 29-pin (shared)		DVI-D 24-pin	
Digital RGB, Digital Video and Digital Audio Input		HDMI V1.3 (with Deep Colour)		HDMI V1.3 (with Deep Colour)	
Analogue RGB Input		Mini D-Sub 15-pin (Component via optional adaptor cable) / DVI-I 29-pin (shared)		Mini D-Sub 15-pin (Component via optional adaptor cable)	
Audio Input 1		3.5mm stereo mini-jack		3.5mm stereo mini-jack	
Audio Input 2		3.5mm stereo mini-jack		3.5mm stereo mini-jack	
Audio Output		3.5mm stereo mini-jack (variable level)		3.5mm stereo mini-jack (variable level)	
Service Port / Projector Control		Mini D-Sub 9-pin		Mini D-Sub 9-pin	
Network Port		RJ-45		RJ-45	
Wired Remote Control		3.5mm stereo mini-jack		-	
MECHANISMS					
Front Elevation Mechanism		Two rotary feet, 6° maximum image elevation		Two rotary feet, 6° maximum image elevation	
RATINGS					
Dimensions (W x H x D)		380mm x 170mm x 430mm		380mm x 170mm x 430mm	
Weight		8.5kg (without lens)		8.5kg (without lens)	
Power Source		100V – 240V AC, 50/60Hz		100V – 240V AC, 50/60Hz	
Power Consumption	Normal Mode (Quiet Mode)	435W (-)		410W (365W)	450W (-)
	Standby Mode (LAN off)	1.7W (0.35W)		1.7W (0.35W)	
Noise Level	Normal Mode (Quiet Mode)	40dBA (-)		39dBA (36dBA)	40dBA (-)
Operating Environment		+5°C to +35°C		+5°C to +35°C	
Storage Environment		-10°C to +60°C		-30°C to +60°C	-10°C to +60°C
Warranty		3 years		3 years	
All data is based on Canon standard testing methods except where indicated. This leaflet and the specifications of the product have been developed prior to the date of product launch. Subject to change without notice.™ and ©: All company and/or product names are trademarks and/or registered trademarks of their respective manufacturers in their markets and/or other countries.					

ACCESSORIES		
RS-IL01ST	Standard Zoom Lens	RS-LP07 SX6000/WX6000/WUX5000 Lamp Assembly
RS-IL02LZ	Long Zoom Lens	RS-CL08 Ceiling Pipe 400-600mm
RS-IL03WF	Short Fixed Lens	RS-CL09 Ceiling Pipe 600-1000mm
RS-IL04UL	Ultra Long Throw Lens	RS-CL11 Ceiling Attachment
RS-RC04	WUX4000/WUX5000 Remote Control	RS-FL01 Replacement Air Filter
RS-RC05	SX6000/WX6000 Remote Control	RS-TC01 Dark Grey Top Cover
RS-LP06	WUX4000 Lamp Assembly	



Canon Inc
canon.com

Canon Europe
canon-europe.com

English Edition 0166W992
© Canon Europa N.V.,
2012

Canon Europe Ltd
3 The Square
Stockley Park
Uxbridge
Middlesex
UB11 1ET
United Kingdom

Welcome to a
brighter future



XEED
Canon Professional
Installation Projectors

you can



The future of Installation projectors

Canon's updated Installation projector range redefines the compact Installation market. The flagship XEED WUX5000 projector, together with the WUX4000, WX6000 and SX6000, offer a new level of quality and performance to Installation customers everywhere, and break new ground in this competitive segment.

You can now present your images at up to 6000 lumens brightness, in widescreen or traditional aspect ratios, using an even richer choice of superb quality interchangeable lenses.

Cutting edge technology, unforgettable impact

For professionals who won't compromise on visual impact, a XEED Installation projector is the natural choice. Canon's combination of industry-leading optics and LCOS technology delivers photo-like precision, seamless lattice-free video with little or no after-image and smooth colour gradation – but without the price tag associated with expensive three-chip DLP projectors.

Whether you choose a model with native WUXGA (1920 x 1200 pixels), WXGA+ (1440 x 900) or SXGA+ (1400 x 1050) resolution, your presentations, exhibitions and professional photographs will be faithfully reproduced, raising the bar on the quality achievable with a compact Installation projector.


Your imagination is the only limit

The high resolution and precision optics of XEED Installation projectors make these models suitable for numerous environments where ultra-fine detail is essential. Healthcare professionals can choose from a range of dedicated XEED Medical Installation projectors that offer DICOM 14 compliance.

Particulars	June	July	Aug	Sept	Oct	Nov	Dec
1. Mumbai	786100	221035	414183	587638	234532	501210	3346794
2. New York	555	87748	345585	67675	234532	507	56795
3. Sydney	8786	5835676	65767	8809	846-6	878676	87058375
4. Perth	558	87657	876547	256	453-7	861299	85883
5. London	4145	98	17780	768789	6152-6	866175	861466
6. Delhi	7672	396	49656	76885	5-7	54345	7596
7. Bath	45647	5679	234543	77564	8766-6	7676	134536
8. Amsterdam	864	56789	9638	89675	966-6	255	865664
9. Accrington	4676	36523	546436	8764856	7688-5	6708	324556
10. Adanya	4788457	78878	453637	457888	9-1-1	355	8799
11. Tokyo	42586	6676	676768	8786	7-6	4545	34567
12. Toronto	75667	562556	567	45649	89-1-1	7575	57457
13. Hong Kong	223416	5667	678676	76886	866-6	15667	2182
14. Seong				76886	867476-6	766	8575365
15. Caracas				677786	86-6	56	67856
16. Birmingham				34576	7678-4	895	7576
17. Dallas	3456	25676	1-7-6	86786	46776-6	5675	5542364
18. Glasgow	225	55843	89760	86786	784-7	56786	76567
19. Dubai	34556	3865	87657	6574788	890-6	56522	2762458
20. Seoul						75678	2456
21. Moscow						8678	86786
22. Phoenix						86786	86786
23. Chicago	25676	3456	1-7-6	86786	46776-6	5675	5542364
24. Paris	767874	3058	36523	4677678	8058	8678	86786
25. Abu Dhabi	25676	3456	1-7-6	86786	46776-6	5675	5542364
26. Rio de Janeiro	45456	3456	1-7-6	86786	46776-6	5675	5542364
27. Victoria						86786	86786
28. London						86786	86786
29. Kuala Lumpur						86786	86786
30. Pune	234565	78857	57889	87885	3767	8976	87885
31. Los Angeles	345676	87888	76885	87888	898917	34567	865678

Expanded WUXGA display area

LCOS: smart technology, beautiful images



LCD projector

- Gridlines are clearly visible



DLP projector

- Frequent colour breakup (the 'rainbow' effect)
- Whites are bright, yet colours can appear weak
- Poor colour gradation – banding can occur



LCOS projector

- Seamless images, with no 'lattice' effect
- No unpleasant 'rainbow' effect
- Good contrast
- Smooth, natural colour reproduction
- Excellent colour brightness

You can see the difference in Canon quality

Many projectors' specifications promise outstanding brightness. But choose a Canon Installation projector and you will experience greater 'real world' brightness than with many competitors' models.


As you would expect from a brand that enjoys an unrivalled reputation for quality, Canon projectors use precision technology specifically designed to maximise brightness and outperform rival models – as well as delivering beautiful whites and superbly precise images.

Why LCOS?

Combining the best of LCD and DLP projection technologies, LCOS (Liquid Crystal on Silicon) panel technology uses liquid crystals in place of the individual mirrors found in DLP panels. The result is exceptionally fast and distortion-free images – without any unwelcome 'lattice', 'grid' or 'rainbow' effects.

The WX6000 and SX6000 feature an all-new 0.7" LCOS panel that projects video even more vividly. Both still and moving images stand out for their beautiful whites and absence of RGB tinting. The new panel's genuinely world class performance includes high reflectivity, a high aperture ratio and a remarkable increase in brightness. Your images appear even purer and truer, and make a breathtaking impact on any audience using either factual or creative content.

LCOS panels express greyscale gradations more richly than the DLP system. LCOS is therefore ideal in medical environments where accurate greyscales are critically important.



LCOS panel

The perfect mix of brightness and contrast

At the heart of each projector, you'll find Canon's proprietary AISYS (Aspectual Illumination System) optical technology. The AISYS optical system works in combination with the LCOS imaging engine to deliver a more powerful blend of brightness and contrast than many comparable Installation projectors.

The new AISYS 4.1 engine in the WX6000 and SX6000 delivers a noticeable increase in brightness and ensures your audience see only perfect, seamless images – even in demanding spaces like conference facilities, lecture halls or exhibition centres.

20% more impact with LCOS and AISYS 4.1

Together, the new LCOS panel, new AISYS 4.1 optical imaging system and extended aperture ratio deliver up to a stunning 20% more brightness with the same lamp. This world class standard is ideal in environments where brightness is absolutely paramount.

Brightness: some enlightening facts

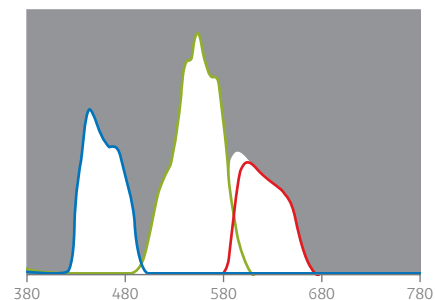
Some projectors offer greater brightness than the XEED Installation range in their specification, but Canon's LCOS technology and lens options deliver superior real-world performance. Brightness changes according to the type of lens in use, the amount of zoom applied and the actual content presented. Canon lenses are designed to deliver more brightness than competitors' models, delivering up to 6000 lumens for all content, irrespective of colour.

Real-world performance

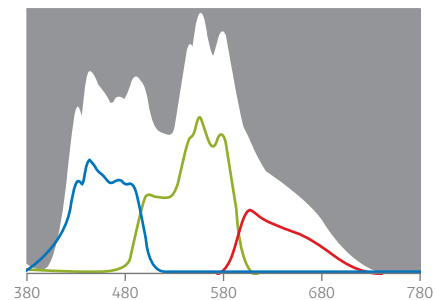
Unlike many single-chip DLP projectors, LCOS-equipped XEED Installation projectors deliver their colour brightness rating with both whites and colours (when using the standard zoom lens). In many cases, real-world performance is noticeably brighter than rival projectors with 1000 more lumens.

Difference between white brightness and colour brightness

Canon WUX5000
Colour brightness
fraction of white
brightness
100%
(5000/5000 lm)



Competitor DLP model
Colour brightness
fraction of white
brightness
68.4%
(4104/6000 lm)




Lenses that maximise brightness

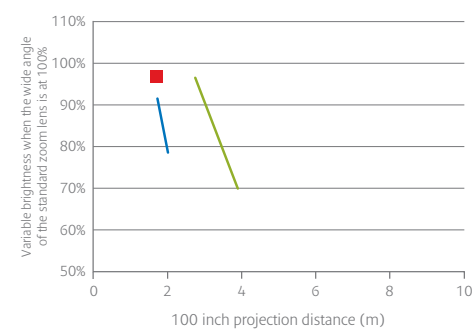
Whether you choose a fixed or zoom model, Canon lenses retain their brightness throughout their focal length. Brightness remains high even after zooming – whereas competitors' lenses can drop up to 30% of their brightness. So with Canon, you can exploit the full power of your lens without losing impact.

Brightness drop (lens comparison)

Canon WUX5000
Drop in
brightness
83%
(5000 lm
→ 4150 lm)



Competitor DLP
model
Drop in
brightness
70.0%
(6000 lm
→ 4200 lm)



Bright across every mode and lens

Unlike projectors that tend to darken images when certain settings are applied, for example Colour Priority Mode, XEED Installation projectors can exceed the brightness of competitors' brightness-class DLP projectors. Just as important, brightness often decreases when changing from a standard zoom lens to another lens. But with XEED Installation projectors, the brightness difference when you change to a wide angle lens is just 7%. A telephoto zoom lens achieves the same brightness as a standard zoom lens, and provides beautifully bright images even when projecting long distances in large venues.



Quality, brightness and innovation in everything we do

Unforgettable quality

Canon has refined its lens and projector technology over generations. The XEED Installation range leverages the Canon expertise developed in creating cameras, video and office-use broadcast products to bring you projectors that perform in all lighting conditions and environments.

High-quality lenses create beautiful images

Inferior lenses cause flare, field curvature and TV distortion. High-quality Canon lenses minimise these effects.

Field Curvature



The phenomena where the centre of the screen is in focus but the edges are blurry, or the edges are in focus but the centre is blurred.

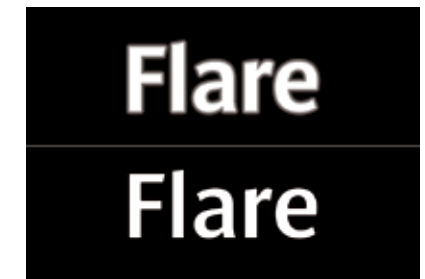
TV Distortion



Barrel distortion

This refers to image distortion when it is projected onto a screen. This impacts multiple screen viewing where offsets between images occur.

Flare



The blurring of pixels has a direct impact on the definition of text, fine lines and bleeding of images.

Peerless lens quality sets Canon Installation projectors apart

With a proud 70-year heritage at the forefront of lens design, and with 70 years of expertise and refinement built into every Canon lens, you'll achieve perceptibly superior images whichever lens you use in your XEED Installation projector.

As you would expect from a world leader in imaging optics, Canon's state of the art lens technology differentiates the XEED Installation range from rival models. Unlike the lenses in competitors' projectors, all Canon interchangeable lenses are designed to limit variations in brightness across the entire projection distance range.

Each projector undergoes just a 7% reduction in brightness when used with its wide-angle single focus lens. This makes each model ideal for projecting bright and life-like images in a large venue.

Each of the four interchangeable lenses in Canon Installation projectors are designed to work optimally with Canon LCOS and AISYS technology - delivering high resolution, low distortion and minimal chromatic aberration. The result is bright, beautiful and vivid images that maintain a consistent appearance whichever lens is mounted.

The best lens for your environment

Canon Installation projectors can project up to a class-leading 90m on a 600" screen. Each lens can be easily interchanged as required, on-site, enabling you to maintain image quality even in large spaces.



SX6000 – Projection Throw Distances (4:3 Aspect Ratio)

Image Size (inches)		40	60	80	100	150	200	300	400	500	600
	Width (cm)	81	122	163	203	305	406	610	813	1016	1219
	Height (cm)	61	91	122	152	229	305	457	610	762	914
	Wide (m)	1.3	1.9	2.5	3.2	4.8	6.4	9.6	12.8	16.0	19.2
Standard Zoom Lens (RS-IL01ST) (Projection ratio: 1.57:1 - 2.36:1)	Tele (m)	1.9	2.9	3.8	4.8	7.2	9.6	14.4	19.2	24.0	28.8
	Wide (m)	1.9	2.8	3.7	4.7	7.1	9.4	14.2	18.9	23.7	28.4
Long Zoom Lens (RS-IL02LZ) (Projection ratio: 2.31:1 - 3.94:1)	Tele (m)	3.2	4.8	6.4	8.0	12.0	16.1	24.1	32.2	40.2	48.3
	Fixed (m)	0.7	1.0	1.4	1.7	2.6	3.4	5.1	-	-	-
Short Fixed Lens (RS-IL03WF) (Projection ratio: 0.85:1)	Wide (m)	-	4.6	6.1	7.6	11.3	15.1	22.6	30.0	37.5	45.0
	Tele (m)	-	9.0	11.9	14.9	22.2	29.6	44.4	59.1	73.8	88.6
Ultra Long Zoom Lens (RS-IL04UL) (Projection ratio: 3.74:1 - 7.32:1)	Wide (m)	-	4.6	6.1	7.6	11.3	15.1	22.6	30.0	37.5	45.0
	Tele (m)	-	9.0	11.9	14.9	22.2	29.6	44.4	59.1	73.8	88.6

WX6000 Projection Throw Distances (16:10 Aspect Ratio)

Image Size (inches)		40	60	80	100	150	200	300	400	500	600
	Width (cm)	86	129	172	215	323	431	646	862	1077	1292
	Height (cm)	54	81	108	135	202	269	404	538	673	808
	Wide (m)	1.3	2.0	2.6	3.3	4.9	6.6	9.9	13.2	16.5	19.8
Standard Zoom Lens (RS-IL01ST) (Projection ratio: 1.53:1 - 2.29:1)	Tele (m)	2.0	3.0	4.0	4.9	7.4	9.9	14.9	19.8	24.8	29.7
	Wide (m)	1.9	2.9	3.9	4.8	7.3	9.7	14.6	19.5	24.4	29.3
Long Zoom Lens (RS-IL02LZ) (Projection ratio: 2.25:1 - 3.83:1)	Tele (m)	3.3	4.9	6.6	8.3	12.4	16.6	24.9	33.1	41.4	49.7
	Fixed (m)	0.7	1.1	1.4	1.8	2.7	3.5	5.3	-	-	-
Short Fixed Lens (RS-IL03WF) (Projection ratio: 0.82:1)	Wide (m)	3.2	4.8	6.3	7.3	11.7	15.6	23.3	31.0	38.7	46.4
	Tele (m)	6.2	9.2	12.3	15.3	22.9	30.5	45.7	60.9	76.1	91.3
Ultra Long Zoom Lens (RS-IL04UL) (Projection ratio: 3.64:1 - 7.11:1)	Wide (m)	3.2	4.8	6.3	7.3	11.7	15.6	23.3	31.0	38.7	46.4
	Tele (m)	6.2	9.2	12.3	15.3	22.9	30.5	45.7	60.9	76.1	91.3

WUX4000 / WUX5000 Projection Throw Distances (16:10 Aspect Ratio)

Image Size (inches)		40	60	80	100	150	200	300	400	500	600
	Width (cm)	86	129	172	215	323	431	646	862	1077	1292
	Height (cm)	54	81	108	135	202	269	404	538	673	808
	Wide (m)	1.3	1.9	2.6	3.2	4.8	6.4	9.6	12.9	16.1	19.3
Standard Zoom Lens (RS-IL01ST) (Projection ratio: 1.49:1 - 2.24:1)	Tele (m)	1.9	2.9	3.9	4.8	7.2	9.6	14.5	19.3	24.1	29.0
	Wide (m)	1.9	2.8	3.8	4.7	7.1	9.5	14.2	19.0	23.8	28.5
Long Zoom Lens (RS-IL02LZ) (Projection ratio: 2.19:1 - 3.74:1)	Tele (m)	3.2	4.8	6.4	8.0	12.1	16.1	24.2	32.3	40.0	48.5
	Fixed (m)	0.7	1.0	1.4	1.7	2.6	3.5	5.2	-	-	-
Short Fixed Lens (RS-IL03WF) (Projection ratio: 0.80:1)	Wide (m)	-	4.6	6.1	7.6	11.5	15.2	22.7	30.2	37.7	45.2
	Tele (m)	-	9.0	12.0	14.9	22.4	29.8	44.6	59.4	74.2	89.0
Ultra Long Zoom Lens (RS-IL04UL) (Projection ratio: 3.55:1 - 6.94:1)	Wide (m)	-	4.6	6.1	7.6	11.5	15.2	22.7	30.2	37.7	45.2
	Tele (m)	-	9.0	12.0	14.9	22.4	29.8	44.6	59.4	74.2	89.0

NB: The throw ratio value is calculated from a 100" image

Fully-featured lenses for tough installation environments

For highly demanding long-distance projection tasks, the new 1.95x Ultra Long Zoom expands the imaging possibilities in any installation space. High magnification is achieved via an innovative configuration of 16 lenses in 11 groups. This gives the lens unit a compact design that fits within the chassis and leaves the projector's scope for creative placement and motion unaffected.

Easy to install and interchange

XEED Installation projectors incorporate a safe and secure lens mount that eliminates the possibility of tiny movements when the projector is inverted or used in any 360° position - unlike some competitor models with quick release mechanisms. This feature is paramount in professional projection environments requiring total assurance and reliability for all installations.

A choice of four bright, high resolution interchangeable lenses

	Short Fixed Lens RS-IL03WF	Standard Zoom Lens RS-IL01ST	Long Zoom Lens RS-IL02LZ	Ultra Long Zoom Lens RS-IL04UL
Projection distance (100" image)	1.73m (rear projection)	3.2m to 4.8m	4.7m to 8.0m	7.6m to 14.9m
Projection ratio	0.8 : 1	1.5 : 1 - 2.25 : 1	2.2 : 1 - 3.75 : 1	3.55 : 1 - 6.94 : 1
Magnification	-	1.5 times	1.7 times	1.95 times
F value	2.0	1.89 ~ 2.65	1.99 ~ 2.83	2.34 ~ 2.81

Advanced lens technology

As you'd expect from a world-leading innovator in imaging technology, Canon's superior lens features set the XEED Installation range apart.

Extensive lens options

With a choice of 1.5x Standard Zoom, wide angle, 1.7x Long Zoom and 1.95x Ultra Long Zoom, each model can project up to a class-leading 14.9 metres (for 100" image) with minimal brightness loss and no loss of image resolution.

Flexible lens shift

With up to -15% to up to +55% vertical lens shift and up to +/- 10% (for Standard and Long Zoom lenses), each projector is superbly adaptable to the toughest of Installation projection conditions. Even using maximum lens shift, distortion, aspect ratio and brightness remain unaffected.

Accuracy at any magnification

Canon zoom technology uses a superior floating system in which two lenses move independently. As a result, suitable images can always be projected throughout the entire zoom range, giving half pixel accuracy even in multi-projector Installation environments like 3D, stacking, blended systems and domes.


Minimal chromatic aberration

New UD (Ultra Low Dispersion) technology features in each XEED Installation projector's four interchangeable lenses. This drives down chromatic aberration to almost nil, leaving only vivid images with negligible colour drift.

An in-built adjustment mechanism keeps colour drift to nearly zero – the same level you'd expect to find in a fixed-lens projector.

High-quality lenses mean high-quality images

Inferior quality lenses create flare, field curvature and TV distortion, which lead to inaccurate and unsatisfactory images. High-quality Canon lenses minimise these unwelcome effects.



Advanced, innovative features

DICOM simulation

Offering this mode means XEED Medical Installation projectors deliver the faithful greyscale representation needed for non-diagnostic medical use.

Save costs, reduce emissions

At up to 0.08 watts per luminescence unit, XEED Installation projectors' power consumption can be described as among the best in the industry.

Picture perfect at the touch of a button

To combine the best in versatility and convenience, the XEED Installation range offers a range of image modes, plus five user presets.

A user-friendly interface enables the presenter to quickly find the optimum quality for the room conditions and presentation material. Within each preset, the operator can further fine-tune brightness, contrast, sharpness, gamma and colour correction.

Enhanced six-axis colour adjustment

All the Canon XEED Professional Installation projectors feature independent control over brightness as well as hue and saturation: so it's easy to fine-tune individual colours within an image.

An extra colour dimension

Each projector features an innovative 3D-LUT (Look Up Table). With a dramatically increased number of setting points, the LUT enables the XEED Installation range to deliver more precise colour reproduction and richer colour gradations.

Traditional six-axis colour adjustment	New six-axis colour adjustment	3D-LUT image	
	<p>Before colour adjustment</p> <p>The image colour cannot be expressed correctly.</p>		<p>Colour adjustment by new six-axis colour adjustment + new 3D-LUT</p> <p>Adjustment of a single colour is possible while the overall colour tone remains natural.</p>

Screen images are simulated and may differ from actual ones.

Flexible and powerful connectivity options

Each XEED Installation projector comes fully-loaded with a range of ports for the connection of standard and high-definition image sources, including DVI-D or DVI-I and HDMI™ terminals. Dedicated audio and control ports are also included.


Environments with single or multiple projector installs will appreciate the inclusion of an RJ-45 network port, which enables easy centralised management, such as remote monitoring and control via any computer on the same network. All projectors are equipped with AMX Device Discovery for simplified device management and are also compatible with PLink™ Class 1.

WUX5000/WUX4000



- 1 DVI-D 24-pin: Digital RGB (WUX5000/WUX4000 only)
- 2 DVI-I 29-pin: Digital/Analogue RGB (WX6000/SX6000 only)
- 3 HDMI™ V1.3 (with Deep Colour): Digital Video/ Digital Audio/Digital RGB Input
- 4 Mini D-Sub 15-pin: Analogue RGB Input (Component input via optional adapter cable)

WX6000/SX6000



- 5 3.5mm stereo mini-jack: Audio Input 1
- 6 3.5mm stereo mini-jack: Audio Input 2
- 7 3.5mm stereo mini-jack: Audio Output (variable level)
- 8 Mini D-sub 9-pin: Control Port (RS-232C)
- 9 RJ-45: Network Connection
- 10 3.5mm stereo mini-jack: Wired Remote Control Input (WX6000/SX6000 only)



Projector shown with optional Top Cover (RS-TC01) accessory fitted

Designed for intuitive operation and maintenance

Built for a demanding world, XEED Installation projectors offer easy maintenance and a choice of flexible installation options.

Simple to maintain

Qualified personnel can easily replace the projectors' lamp and air filter with the projector in situ – keeping servicing costs and downtime to a minimum.

360° projection

For prestige environments like theatres, events and entertainment facilities, XEED Installation projectors offer vertical projection – upward, downward or at any angle in between. However, the body must remain horizontally level.

Built to last

With their high-quality consumables, each projector is a superbly durable performer. Longer-life lamps and air-filters keep servicing and component costs to a minimum, and deliver superior reliability and a low total cost of ownership (TCO).

Easy Maintenance

Rear access to lamp makes replacement possible in situ

Air-filter can be replaced simply by withdrawing it from the side



Supreme flexibility for a wide range of industries

Canon Installation projectors have been designed to fulfil the needs of a wide range of environments, leveraging the quality standards for which Canon is renowned.



The quality your environment demands

XEED Installation projectors are tailor-made for Business, Technical Colleges and Higher Education, Professional Photographers, Public Display, Engineering and Design or Simulation and Control Rooms. Dedicated medical models offer the same high performance along with specialist features for healthcare environments.

For Business

In commercial environments like boardrooms and meeting rooms, the XEED Installation range's superb performance in both ambient and controlled lighting represents a powerful advantage. They are tailor-made for large venues, projecting diagonal images of up to 600".

For high-end conference centres that offer HD projector facilities as a differentiator, the projectors' clarity and precision – whether with photos, video or presentation graphs and charts – will create a premium-brand impression.

For Technical Colleges and Higher Education

In engineering or design lecture theatres and study rooms, accurate projection of intricate images like blueprints, product or building designs is of paramount importance.

The WUX5000 and WUX4000's 1920 x 1200 WUXGA resolution and ultra-low distortion, in either natural or controlled light, are ideal for these environments. Straightforward connectivity with room control systems means academic staff can just plug in and go.

For Public Display

The XEED Installation range can handle the most adventurous of public display situations with ease. Museums, exhibitions, visitor centres and even houses of worship can all benefit from the projectors' performance.

With stunning visuals now a frequent requirement for these types of environment, the XEED range's high resolution capabilities and 360° installation offer endless scope for sparkling creativity.

In multi-projector environments like domes, planetariums and retail stores, the projectors' precise colour matching and deep colours deliver a memorable and compelling experience. For unmatched convenience, essential controls like zoom, focus and lens shift are adjustable via remote control – so one person can easily set up a projector alone. Imagine the time this feature could save you – for example when adjusting projectors that are stacked, ceiling mounted or arranged in display walls.

For Engineering and Design

3D modelling and prototyping, architecture, mapping and CAD environments depend on projecting images with absolute clarity and accuracy. WUXGA resolution (1920 x 1200 pixels) ensures that fine lines and small text are sharp and easily legible.

Meanwhile creatively-focussed businesses like fashion houses and advertising agencies will appreciate the superb accuracy and faithfulness enabled by the six-axis colour adjustment and new 3D look up table. A wide choice of preset image modes – such as Presentation, Dynamic and sRGB – deliver stunning images in almost any environment.

For Simulation and Control Rooms

To faithfully portray precision detail, control rooms and industrial-grade simulators demand ultra-fast refresh speeds and smooth motion, together with the high native WUXGA resolution of the WUX5000 and WUX4000. These environments are frequently 'always on', especially at the higher end of the market.

With longer lasting and easily-replaceable air-filters, plus a lamp life of up to 3,000 hours, the WUX5000 and WUX4000's marriage of premium image quality, durability and low running costs will find a natural home in these tough environments.

For Professional Photographers

The WX6000 and SX6000's bright, high-contrast projections are tailor made for showcasing the subtle tones in professional photographs. Up to 6000 lumens, a high aperture ratio and colour matching that rivals professionally calibrated projectors create silky images that showcase your creativity, enchant your clients and maximise your sales.

Reliable performance and modest running costs give Canon Installation projectors a low total cost of ownership; while their dependable operation won't let you down in front of clients.

For Medical Environments*

The XEED Installation range includes four dedicated Medical Installation projectors. These make a powerful addition to any PACS (Picture Archiving and Communication System), providing a reliable platform for radiological case discussions in hospitals, private medical centres and dentistry practices.

Medical imaging demands extremely accurate reproduction of greyscales, so the XEED Medical Installation range's precise and accurate projection of X-ray and MRI images in any size of room represents compelling advantage. XEED Medical Installation projectors offer an out-of-the-box DICOM simulation mode as standard.

Ideal choice: WUX5000 Medical, WUX4000 Medical, WX6000 Medical, SX6000 Medical



WUX5000, WUX4000 Remote Control

WX6000, SX6000 Remote Control

Key features enhance user and audience experiences

Remote control power

Essential controls like motorised zoom, motorised focus and motorised lens shift are adjustable via remote control, making adjustment simple wherever the user or projector are situated.

Precision projection

Half pixel accuracy gives projects faithful images in environments where precision is paramount.

Exact colour matching

With Delta-E94 measurement that indicates how much a colour deviates from an accepted standard, all models achieve colour matching of similar quality to professionally calibrated devices: delivering results that are visibly close to the quality of an sRGB monitor.

Test patterns facilitate easy setup

The WX6000 and SX6000 include 24 test patterns – an essential asset in both single and multi-projector environments and a valuable aid for system integrators and professional installers.

Which XEED is right for you?

Canon XEED Installation projectors offer a rich choice of features that make it easy to select the ideal model for your workload, environment and budget.

XEED WUX5000

The advanced WUXGA, 5000 lumens Installation projector

The XEED WUX5000 benefits from LCOS technology delivering 5000 lumens, WUXGA resolution, Full HD support and motorised interchangeable lenses – redefining image quality for Installation projectors.

XEED WX6000

Bright WXGA XEED Installation projector with precision motorised lens options

The XEED WX6000 incorporates LCOS and AISYS technology with motorised lenses to deliver 5700 lumens colour brightness and WXGA+ resolution – perfect for businesses upgrading to widescreen projection.

XEED WUX4000

Redefining the quality standard for Installation projectors

With WUXGA resolution, Full HD support and a range of motorised interchangeable lenses, the WUX4000 benefits from LCOS technology – redefining the benchmark for Installation projectors.

XEED SX6000

Canon's brightest XEED Installation projector with precision motorised lens options

The XEED SX6000 incorporates LCOS and AISYS technology with motorised lenses to deliver a true 6000 lumens colour brightness and SXGA+ resolution – ideal where a traditional aspect ratio is required.

XEED Medical Installation projectors: quality equals accuracy

The bright, high resolution and superbly accurate greyscale images delivered by XEED Medical Installation projectors makes them the natural choice for medical professionals.*

Uncompromising clarity and accuracy

If patient conditions are to be illustrated faithfully, medical images must be projected with extremely accurate greyscales.

Thanks to Canon LCOS panel technology, ultra-fine greyscales can be achieved in most lighting conditions. X-ray and MRI images are displayed seamlessly, free from the unwanted 'lattice' and 'rainbow' effects that so often plague conventional LCD and DLP models. The result is simply the best possible reproduction of radiological images.

Canon XEED projectors are a powerful addition to any PACS (Picture Archiving and Communication System), providing a reliable platform for radiological case discussions in hospitals, private medical centres and dentistry practices.

Out-of-the-box DICOM simulation






The DICOM 14 standard is the accepted benchmark in digital radiology. The XEED Medical Installation range offers a DICOM simulation mode as standard. It features 21 different levels of greyscale so you can obtain the most accurate results in a wide range of lighting conditions. In addition, a range of DICOM presets makes it far easier to accurately match twin screens when required.



Without DICOM simulation mode



With DICOM simulation mode

	XEED SX6000	XEED WX6000	XEED WUX4000	XEED WUX5000
Panel Type	LCOS (Reflective) x3			
Native Resolution	1400 x 1050 (SXGA+)	1440 x 900 (WXGA+)	 1920 x 1200 (WUXGA)	1920 x 1200 (WUXGA)
Aspect Ratio	4:3	 16:10	16:10	16:10
Brightness	6000 lumens	5700 lumens	4000 lumens	 5000 lumens
Contrast Ratio	1000:1 (full on / full off)			
Focus Control	Motorised (0.5 pixel)			
Zoom Control	Motorised (0.5 pixel)			
Lens Shift	Motorised Vertical and Horizontal Shift (0.5 pixel)			
Lens Mounting	Interchangeable			
Projection Distance Coverage	0.7m – 88.6m (depending upon lens)	0.7m – 91.3m (depending upon lens)	0.7m – 89.0m (depending upon lens)	0.7m – 89.0m (depending upon lens)
Built-in Speaker	5.0W RMS, Monaural			
Input Types	VGA, DVI-I, HDMI		VGA, DVI-D, HDMI	
Network Port	Yes			
Weight	8.5kg (excluding lens)			
Noise Level	40dBA		 39dBA (Quiet Mode: 36dBA)	40dBA
Other Features	HD Ready Wired Remote Control Test Patterns		 Full HD	Full HD

XEED WUX5000 Medical Installation Projector	XEED WUX4000 Medical Installation Projector
<ul style="list-style-type: none">• Native WUXGA resolution with Canon LCOS technology• 5000 lumens brightness and 1000:1 contrast ratio• Full HD capability• DICOM Simulation image mode• Range of four interchangeable lenses and motorised lens shift	<ul style="list-style-type: none">• Native WUXGA resolution with Canon LCOS technology• 4000 lumens brightness and 1000:1 contrast ratio• Full HD capability• DICOM Simulation image mode• Range of four interchangeable lenses and motorised lens shift

XEED WX6000 Medical Installation Projector	XEED SX6000 Medical Installation Projector
<ul style="list-style-type: none">• Native WXGA+ resolution with Canon LCOS technology• 5700 lumens brightness• 1000:1 contrast ratio• HD Ready• DICOM Simulation image mode• Range of four interchangeable lenses and motorised lens shift	<ul style="list-style-type: none">• Native SXGA+ resolution with Canon LCOS technology• The brightest Canon Medical projector at 6000 lumens brightness and 1000:1 contrast ratio• Traditional 4:3 aspect ratio• HD Ready• DICOM Simulation image mode• Range of four interchangeable lenses and motorised lens shift