

you can
Canon

LV-7215
LV-7210
LV-5210

multimedia projectors

*Select the perfect projector
to suit your precise needs*





Exceptional quality for all images

All three LV models offer the same range of flexible, easy-to-use features to ensure optimum picture quality at all times. Whatever you're projecting – in any surroundings – you always benefit from bright, vivid colours and razor-sharp images. The end result is superior on-screen viewing for presentations, educational projects or simply when watching a film.

FLEXIBLE IMAGE SETTINGS

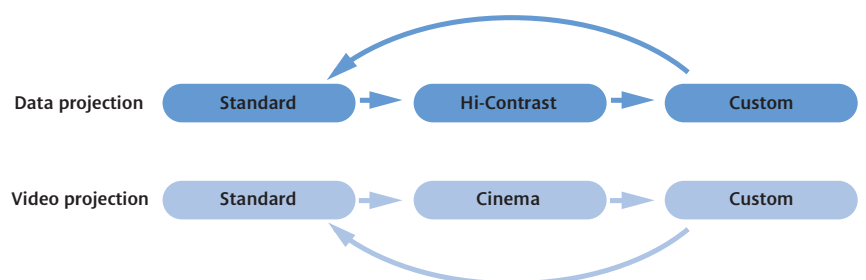
Enjoy an exceptional degree of freedom for picture adjustment, with six settings provided for data and video projection. Switch to hi-contrast mode to make graphs and photographs look sharper. Cinema mode is ideal for watching films in a darkened room. While custom mode lets you fine-tune several factors, including adjusting images that are too light or too dark (16-step gamma adjustment).



Source image



Projected image
(with gamma adjustment)





Auto mode off



Auto mode on

AUTOMATIC CRISP BLACK TONES IN A DARKENED ROOM

Canon's Auto Image mode is especially useful for video and DVD projection in darkened rooms. When black areas on a screen are a shade too light, your LV projector automatically adjusts lamp brightness to bring out a pure black effect. Just sit back and relax as the LV carries out constant checking (60 times per second, with auto lamp adjustment 15 times per second).

DISTORTION-FREE IMAGES

When a projector is placed at an angle to the screen it can cause image distortion. Each LV model features both horizontal and vertical Keystone Correction to overcome this problem, providing distortion-free images. It's just one more way in which Canon ensures that you always benefit from picture perfect projection.

SUPERIOR QUALITY VIDEO PROJECTION

Conventional projectors use interlaced scanning to produce a single frame, often resulting in wavy lines on the screen. Now Canon's latest LV projectors utilise new Progressive Scanning, which reduces flickering when connected to an interlaced signal. This results in smoother movement, clear diagonal lines and super-sharp titles. Thus providing a truly natural viewing experience for all your video screenings.



Interlaced scanning



Progressive scanning



Vertical distortion



Digital Keystone
correction



Horizontal distortion



Flexible placement, complete connectivity

When it comes to placing your projector in larger spaces, small offices or even a living room, these LV models provide outstanding viewing. All three offer advanced connectivity, which allows them to work smoothly with a wide range of multimedia equipment. While setting up and operating your projector is equally simple.



MULTIMEDIA CONNECTIVITY

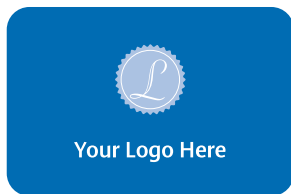
You can easily connect your LV projector to virtually any multimedia equipment. A DVI-D interface gives a direct digital connection to compatible PCs and DVD players, for a clearer picture. A high quality component video connection supports VCR, DVD and High Definition TV projection. An optional SCART connector accepts a wide range of devices, including digital camcorders and game consoles. Just connect and project.

BIG IMAGES IN SMALL SPACES

When projecting in small rooms, these LV models can be set up very close to the screen – and still produce a large, clear image. The new projection lens also offers a 1.6x manual zoom, by far the largest in its class. This ensures easy placement as you can obtain the ideal image size from a remarkably wide range of distances. Giving large 100” screen projection from anywhere between 2.5 to 4 metres.



Default display



Your logo display

PRACTICAL LOGO PLACEMENT

Companies can customise their LV model to project their logo at the start of each session. This immediately creates a strong impression on the audience before your presentation even starts. It is also useful in helping to prevent unauthorised projector use.

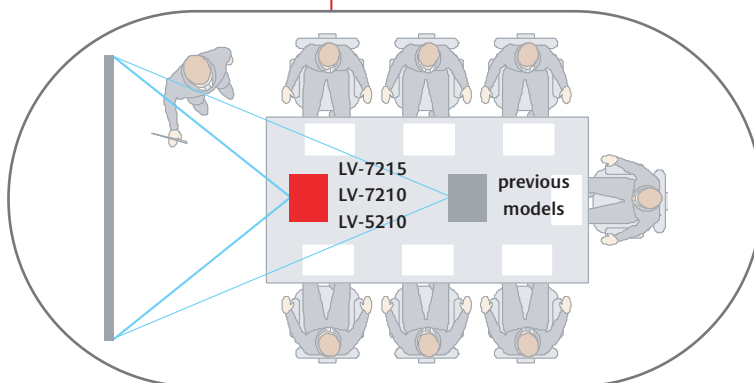
SUPER SILENT OPERATION

When projecting in small rooms just switch on the silent mode (only 35dB) so everyone can concentrate fully on what's happening – without any distracting noise. Also new linear fan control automatically adjusts the fan system with respect to room temperature, keeping fan noise down to a strict minimum.



OPTIONAL MULTI CARD IMAGER

A detachable Multi Card Imager is a time-saving option, giving your projector even greater flexibility. The card slot takes three optional compact flash cards, allowing a wired or wireless LAN connection and a Viewer. Advantages include the ability to display an image on up to 5 projectors at the same time, remote projector control, an email alert for lamp replacement, wireless mouse control and the ability to modify presentations directly without using a PC.



Enjoy maximum image size in the most limited spaces



PRACTICAL REMOTE CONTROL

This allows you to select a wide range of functions with push-button simplicity.





LV-7215



LV-7210



LV-5210





From successful business presentations to schools, shops and home theatre use

Wherever you need a projector, Canon provides smart solutions that meet your exact requirements, and more. Benefit from brighter images, highly flexible features for flawless viewing, easy placement in all situations and complete multimedia connectivity. There's a choice of models to suit your specific circumstances and budget. With each ensuring high performance projection, thanks to Canon's renowned optical lens technology.

LV-7215 & LV-7210: ENSURING ULTRA BRIGHT IMAGES

When you're looking for the perfect projector for conference rooms, university auditoriums and larger spaces, select the LV-7215.

An ultra high 2,500 ANSI lumens and true XGA resolution provides superior viewing in all light conditions. Almost as powerful but more economical, the LV-7210 offers a high 2,000 ANSI lumens and true XGA resolution. Making it ideal for offices, public displays and overall general use.

LV-5210: PERFORMANCE AT A PERFECT PRICE

The affordable LV-5210 is especially suitable for classrooms, in-shop displays, and smaller businesses – as well as family use for stunning home entertainment. Featuring a bright 2,000 ANSI lumens and true SVGA resolution it provides high performance viewing even in the smallest spaces. Whichever projector you choose, all three models are conveniently compact and portable, weighing only 2.9 kg with a small A4+ footprint.



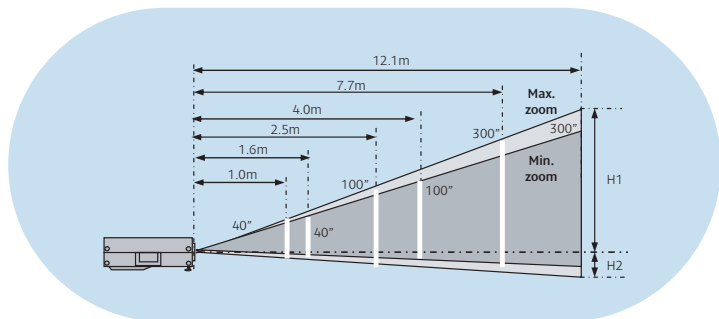
Canon's compact LV projectors offer unlimited uses in a wide range of areas: from businesses to schools, shops and home use

LV-7215/7210/5210 Specifications

Projection Panel	LV-7210/LV-5210: Poly-silicon TFT LV-7215: Poly-silicon TFT with a micro lens array
Size and number	0.79" (4:3 aspect ratio), x 3
Number of pixels	LV-7215/LV-7210: 1024 x 768 (XGA), LV-5210: 800 x 600 (SVGA)
Contrast ratio	LV-7215/7210: 350:1 LV-5210: 400:1
Light source	200 W UHP lamp
F number & focal length	F1.73 - 2.5, f = 20.3 to 32.5 mm
Zoom magnification	1.6x
Zooming and focusing	Manual
Lens shifting	9:1
Image elevation adjustment	Up to 11.9 degrees
Brightness (Normal mode)	LV-7215: 2500ANSI Lumens LV-7210, LV-5210: 2000ANSI Lumens
Brightness (Silent mode)	LV-7215: 2000ANSI Lumens LV-7210, LV-5210: 1600 ANSI Lumens
Uniformity	85%
Projection distance coverage	1.0m - 7.7m
Screen size	40" - 300"
Supported RGB input	SXGA (Comp.) / XGA / SVGA / VGA XGA (Comp.) / SVGA / VGA
HDTV	1080i/1035i/720p compatible
Electronic zoom magnification	x0.5 - x16
Keystone correction	V: $\pm 40^\circ$ H: $\pm 20^\circ$
Horizontal resolution (video input)	LV-7215, LV-7210: 550 TV lines LV-5210: 500TV lines
Scanning frequency	
Horizontal:	LV-7215, LV-7210: 15 to 100 kHz LV-5210: 15 to 80 kHz
Vertical:	LV-7215, LV-7210: 50 to 100 Hz LV-5210: 50 to 100 Hz

Dot clock:	LV-7215, LV-7210: 140 MHz LV-5210: 100 MHz
Colour systems	NTSC, PAL, SECAM, NTSC4.43, PAL-M and PAL-N s
Others features	Progressive scanning (480i/575i) AMSS (Automatic Scanning System) 10bit Digital Gamma Correction Picture Image Select (Standard, High contrast/Cinema, Custom)
Built-in speaker	4 cm x 3 cm, 1 W, Monaural
Analog RGB Input / Output	Mini D-sub15-pin
Digital Input	DVI-I with HDCP
Video Input	RCA Pin x 1: Composite input Mini D-Sub 15 pin: Analogue RGB input/output, Component input, SCART Input Mini DIN 4 pin: S-Video input
Audio input	Stereo mini-jack
Audio output	Stereo mini-jack
Mouse control	Mini DIN 8-pin(serial), USB type B
Dimensions	W: 300 mm, D: 238 mm, H: 94 mm
Weight	2.9 kg
Rated supply voltage	100 V, 100 to 120 V, 200 to 240 V, 50/60 Hz
Power consumption	LV-7215/7210 270W (Silent mode: 196W) LV-5210 260W (Silent mode: 220W)
Noise	All 37dB (Normal model) / 35dB (Silent mode)
Ambient temperature range	5 to 35° C
Storage temperature range	-10 to 60° C
Warranty	3 years (90 days for lamp)

™ All company and/or product names are trademarks and/or registered trademarks of their respective manufacturers in their markets and/or countries.
Canon reserves the right to change specifications without notice.



TRUE THROWING DISTANCES (using standard projection lens)

Screen size	40'	100'	300'
Zoom max	1,0m	2,5m	7,7m
Zoom min	1,6m	4,0m	12,1m
Height, H1	54cm	135cm	405cm
Height, H2	6cm	15cm	45cm

OPTIONAL ACCESSORIES

Ceiling Attachment LV-CL08

SCART cable LV-CA31

Component Cable LV-CA32

Multi Card Imager LV-MI01

- Wired LAN Card LV-WN01
- Wireless LAN Card LV-WN02
- Compact Flash Card LV-WN03

you can
Canon



Canon Inc.
30-2, Shimomaruko 3-Chome, Ohta-ku,
Tokyo 146-8501, Japan
www.canon.com

Europe, Africa and Middle East
Canon Europa N.V.
P.O. Box 2262, 1180 EG Amstelveen,
the Netherlands
www.canon-europe.com

English-UK Edition 0040W033
© Canon Europa N.V., 2003 (1003)

Canon (U.K.) Limited
Woodhatch, Reigate
Surrey RH2 8BF
Telephone No: 08000 353535
Facsimile No: 01737 220022
www.canon.co.uk