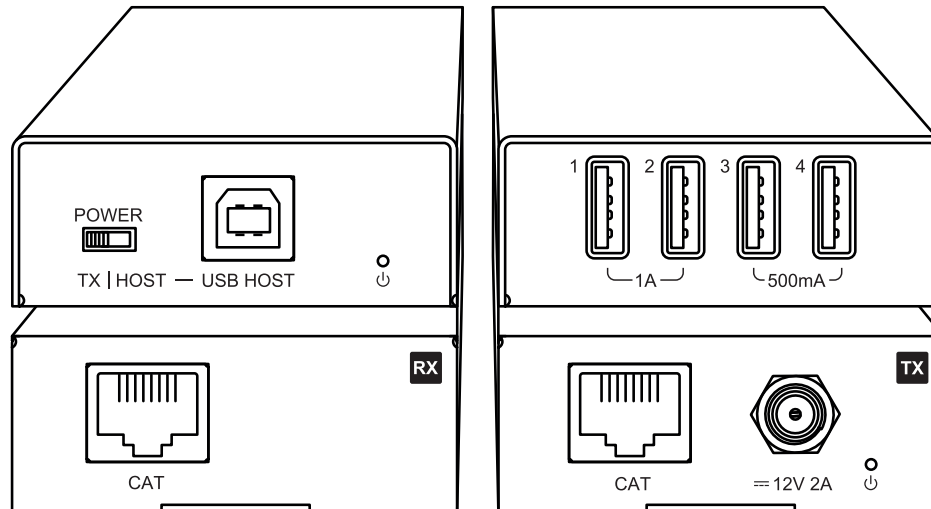


# UEX50B-KIT

## Quick Reference Guide



## Introduction


Our UEX50B-KIT delivers USB 2.0 extension up to 50m over a single CAT cable while allowing up to 4 USB devices to be connected to a single USB host. Supports transmission data bandwidth up to 480Mbps, backwards compatible with USB 1.1 devices.

### FEATURES:

- Extends USB up to a distance of 50m over a single CAT cable
- Supports USB 2.0 signal extension
- Backwards compatible with USB 1.1 devices
- Transmitted data bandwidth up to 480Mbps
- 1x USB-B on Receiver for connection to host device
- 4x USB-A hub on Transmitter for connection to devices
- USB-A ports 1-2 support 5V1A, USB-A ports 3-4 support 5V500mA
- Simple plug and play, no driver installation or setup required.

\*Signal distribution length subject to length of device and host USB cables and CAT cable type

## TX Panel Descriptions



- ① CAT Cable Connection - Connect to CAT cable and to UEX50B-RX
- ② 12V/2A DC Power Input screw type connector
- ③ Power Status Indicator
- ④ 1A USB Device Connection - USB A connection to connect to high current (up to 1A) USB devices
- ⑤ 500mA USB Device Connection - USB A connection to connect to low current (up to 500mA) USB devices

## RX Panel Descriptions



- ⑥ CAT Cable Connection - Connect to CAT cable and to UEX50B-TX
- ⑦ Power Switch - Select between powering the Receiver from the Transmitter (TX) or Host PC that USB is connected to
- ⑧ USB Host Connection - USB B connection to connect to PC
- ⑨ Power Status Indicator

## USB Performance

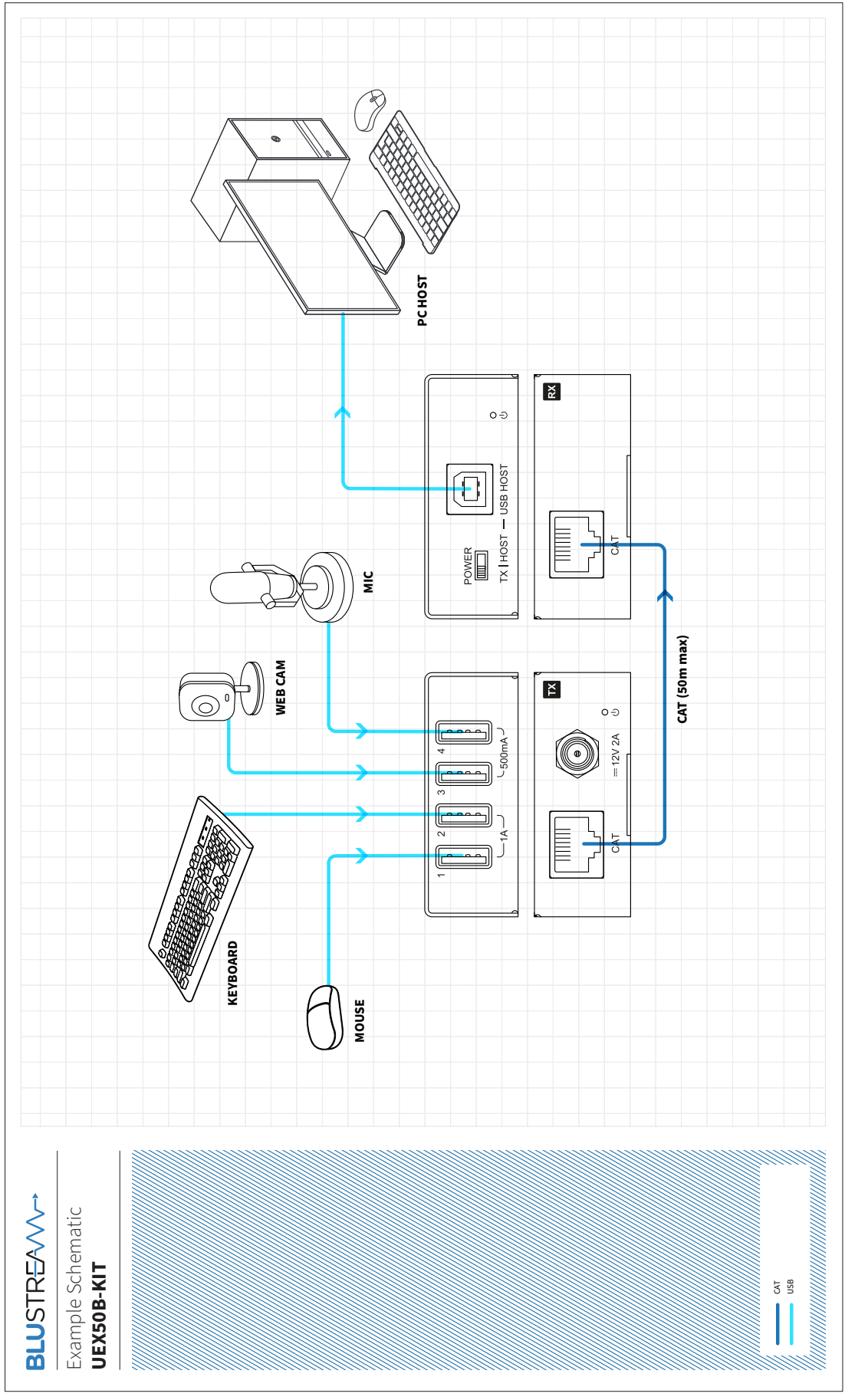
It is important that interconnecting CAT cable between the Transmitter and Receiver is terminated using the correct RJ45 pin configuration. The CAT cable MUST be a 'straight' (pin-to-pin) CAT cable.

Please ensure that the USB cabling used with this product is within specifications for both the distance and maximum / expected data rate transfer of the equipment in use. Exceeding distances, or using cabling not suitable for the data transfer, may stop the UEX50B-KIT from working properly.

It is recommended to keep the USB cabling either side of the UEX50B-KIT to a minimum, using CAT cable infrastructure to run the majority of the distance required.

The performance of this product will be effected if used with other USB switching or hub devices added into the signal chain. The estimated signal degradation per additional device is approximately equivalent to 10mtrs of CAT cabling. For example, if one USB hub is used in the signal chain, the maximum CAT cable distance is reduced to 40mtrs.

**Please note:** The UEX50B-KIT cannot be cascaded with any device that utilizes the same USB chipset (NS1021) due to a limitation of the USB chipset.



Schematic

## Specifications

### UEX50B-TX

- **CAT Connectors:** 1 x RJ45 connector
- **USB Port:** 4 x USB Type-A
- **Casing Dimensions (W x D x H):** 84 x 60 x 23.5mm
- **Power Supply:** 12V/2A DC, screw type connector

### UEX50B-KIT

- **Box Dimensions (W x D x H):** 156 x 82 x 121mm
- **Shipping Weight:** 0.5kg
- **Operating Temperature:** 32°F to 104°F (-5°C to +55°C)
- **Storage Temperature:** -4°F to 140°F (-25°C to +70°C)

### UEX50B-RX

- **CAT Connectors:** 1 x RJ45 connector
- **USB Port:** 1 x USB Type-B
- **Casing Dimensions (W x D x H):** 84 x 60 x 23.5mm
- **Power Supply:** 12V/2A DC, screw type connector

### Package Contents

- 1 x UEX50B-TX Transmitter
- 1 x UEX50B-RX Receiver
- 1 x 12V/2A DC Power Supply
- 1 x USB A to B cable (1m)
- 2 x Mounting Bracket Sets
- 1 x Quick Reference Guide

**NOTE:** Specifications are subject to change without notice. Weights and dimensions are approximate.

## Maintenance

Clean this unit with a soft, dry cloth. Never use alcohol, paint thinner or benzene to clean this unit.

## Certifications

### FCC NOTICE

This equipment has been tested and found to comply with the limits for a Class B digital device, pursuant to part 15 of the FCC Rules. These limits are designed to provide reasonable protection against harmful interference in a residential installation. This equipment generates, uses, and can radiate radio frequency energy and, if not installed and used in accordance with the instructions, may cause harmful interference to radio communications. However, there is no guarantee that interference will not occur in a particular installation. If this equipment does cause harmful interference to radio or television reception, which can be determined by turning the equipment off and on, the user is encouraged to try to correct the interference by one or more of the following measures:

- Reorient or relocate the receiving antenna.
- Increase the separation between the equipment and receiver.
- Connect the equipment into an outlet on a circuit different from that to which the receiver is connected.
- Consult the dealer or an experienced radio/TV technician for help.

**CAUTION** - changes or modifications not expressly approved by the party responsible for compliance could void the user's authority to operate the equipment.

### CANADA, INDUSTRY CANADA (IC) NOTICES

This Class B digital apparatus complies with Canadian ICES-003.

Operation is subject to the following two conditions: (1) this device may not cause interference, and (2) this device must accept any interference, including interference that may cause undesired operation of the device.

### CORRECT DISPOSAL OF THIS PRODUCT

This marking indicates that this product should not be disposed with other household wastes. To prevent possible harm to the environment or human health from uncontrolled waste disposal, recycle it responsibly to promote the sustainable reuse of material resources. To return your used device, please use the return and collection systems or contact the retailer where the product was purchased. They can take this product for environmentally safe recycling.





**BLUSTREAM** 

[www.blustream-us.com](http://www.blustream-us.com)  
[www.blustream.com.au](http://www.blustream.com.au)  
[www.blustream.co.uk](http://www.blustream.co.uk)

