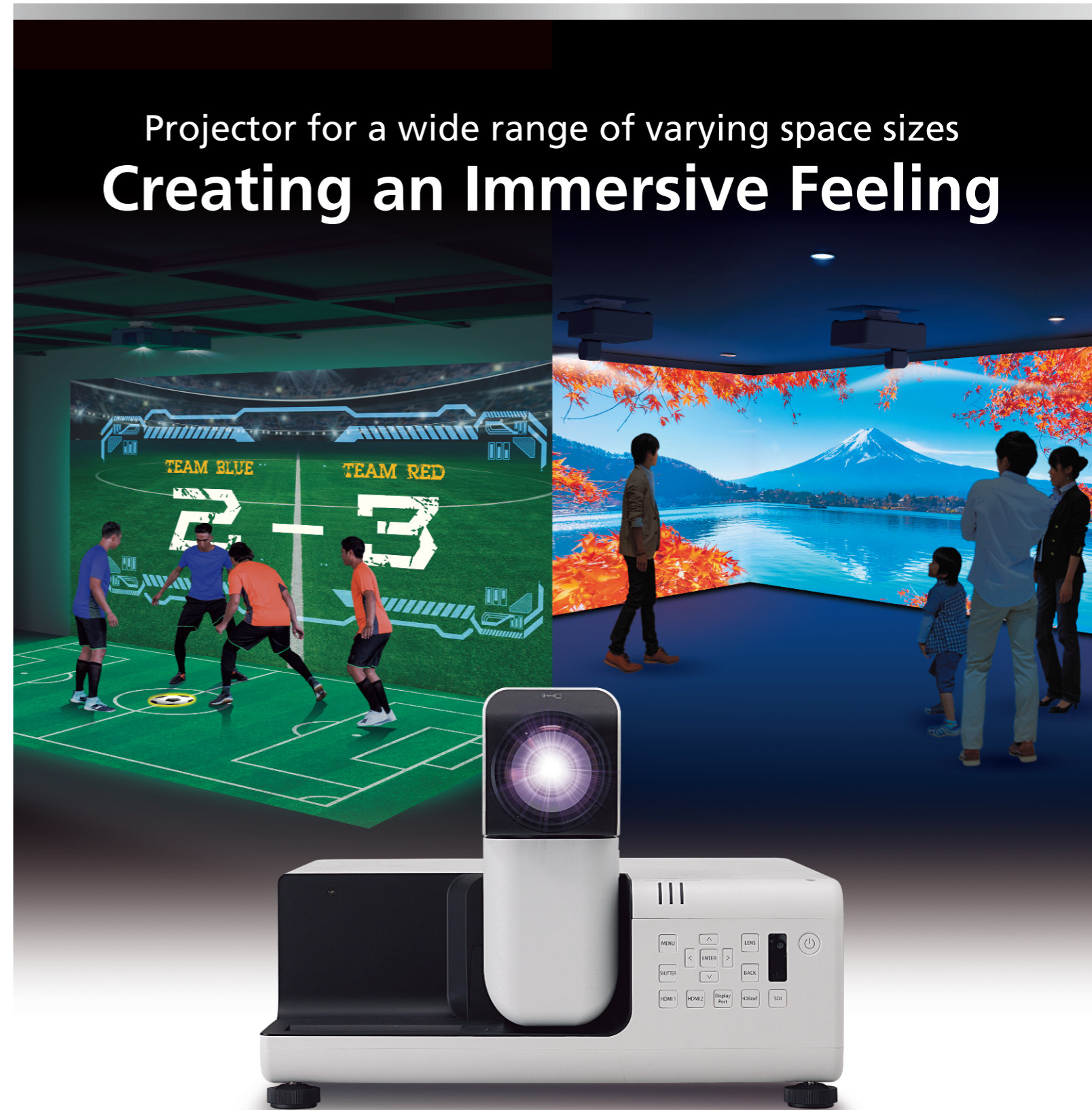





Projector for a wide range of varying space sizes
Creating an Immersive Feeling



FP-Z8000 series / FP-Z6000 series



FUJIFILM Corporation

Imaging Solutions Division



Handle the projector correctly in accordance with the user's manual to ensure safe use.

*Product specifications, appearance, price, etc. are subject to change without advance notice.


*Product colors in this catalog may differ in appearance from the actual product due to photography and printing conditions.

It's adaptable to a wide range of installation environments and spaces.


Showroom and gallery




Stages and events



Shops and businesses



Amusement facility



Education and business



FUJINON

Supporting Features
with FUJIFILM Technology



Our Unique Folded Lens

Both projectors feature a FUJIFILM unique folded lens. Bending and focusing light to create an image requires a high-precision optical design. By utilizing the optical design software originally developed by FUJIFILM, dozens of elements were combined to create a lens that can be rotated without creating distortion and that projects a high-quality image to every corner of the screen.

Refined Mechanical Design

FUJIFILM has harnessed over 30 years of projector lens design to create a lens barrel mechanism with biaxial, 6-direction rotation that maintains high resolution. The projector's internal mechanisms were optimized with temperature and intensity simulation technology to achieve a compact body only 162.5 mm thick.

Wide-Diameter Aspheric Lens

A large-diameter aspheric lens is used for the front lens. Creating complex large aspheric lenses requires extremely high-level technology for molding, processing, etc. These aspheric lenses have a diameter of 87 mm and boast ultrahigh precision screen accuracy to within 1 μm, enabling ultrashort throw large-screen projection.

High-Precision Optical Axis Alignment

Ultra-high precision optical axis adjustment is imperative for wide-range lens shift projection that maintains distortion-free ultra-high resolution. FUJIFILM applied our high-level lens technology for the optimal combination of multiple adjustments to deliver high-quality images.

Class-Leading Compact and Lightweight* Ultra Short Throw Lens Laser Projector



FP-Z8000 series FP-Z8000-B (Black)
FP-Z8000-W (White)

FP-Z6000 series FP-Z6000-B (Black)
FP-Z6000-W (White)



* Among ultra-short throw projectors equipped with a laser light source, capable of projecting images in brightness of 6000lm or above (TR value of 0.4 or below) as of May 9, 2022 according to Fujifilm.



Uses DLP method and laser light source. Achieves high image quality and long-term use.

DLP (Digital Light Processing) uses a DMD (Digital Micromirror Device) to reflect light with a mirror and project it. The Z projector uses the DLP method, which has a good reputation for its high contrast ratio between black and white. With high durability specifications that prevent panel burning and fading due to deterioration over time, image quality can be maintained for a long period of time. A laser diode is used as the light source, and it can be used for a long period of about 20,000 hours*. It starts up faster than a projector with a lamp light source, and does not require cooling time after use.

* The period until the brightness drops to 50%. This is a guide and may vary depending on the usage environment and conditions.

Ultra short focus lens integrated projector

Enables projection of 100-inch screen from a close-up distance

FP-Z8000 FP-Z6000

With a throw ratio*1 of 0.34, the ultra-short-throw lens can project images of up to 300" from ultra-close range. 100" image can be projected from an ultra-short distance of only 72 cm (28 in.)*2

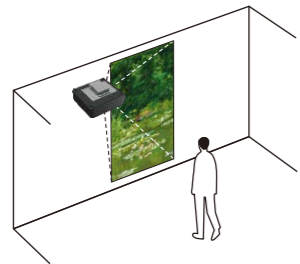


*1 The "throw ratio" (TR) is the throw distance divided by the screen width.
*2 The distance between the lens and the surface on which the image is projected.

Portrait projection

FP-Z8000 FP-Z6000

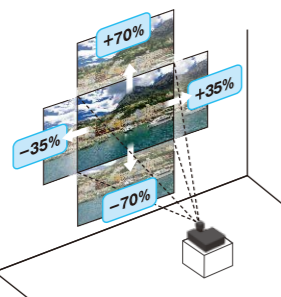
Can do project a vertically long image simply by rotating the lens without placing the projector vertically. Ideal for signage use in showrooms and store displays.



An Ultra-Short Throw Combined with a Wide Lens-Shift Range

FP-Z8000 FP-Z6000

The position of the projected image can be adjusted lens shift range of 70% in the vertical direction and 35% in the horizontal direction (when horizontal projection at 16:10). Furthermore, it is equipped with a function to memorize the lens shift position for each projection direction.

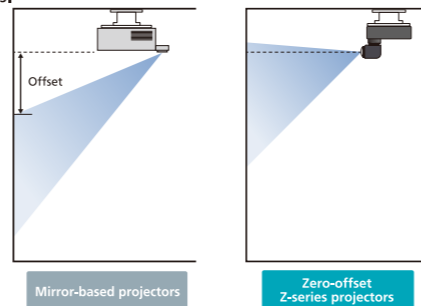


Z8000 / Z6000 lens shift range

Zero-Offset Projection

FP-Z8000 FP-Z6000

We have eliminated the offset associated with existing mirror-based ultra-short-throw projectors.



1.1x optical zoom mechanism

FP-Z8000 FP-Z6000

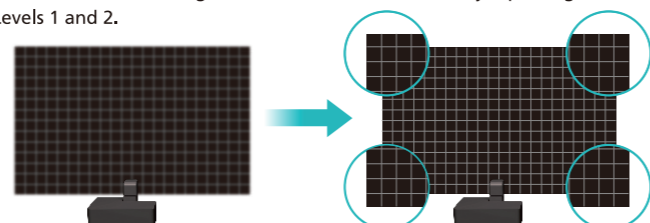
We have successfully incorporated 1.1x optical zoom in a projector with ultra-short throw. The size of the projected image can be adjusted even after the projector is installed, which in combination with projector's vertical and horizontal lens-shift helps reduce setup times on site.



Two-level focus adjustment mechanism

FP-Z8000 FP-Z6000

Capable of focusing out from center to edges using two-level focus. Brings the whole screen into focus with Focus Level 1. Brings the edges into focus with Focus Level 2. Brings the whole screen into focus by repeating Focus Levels 1 and 2.



Correction function

Keystone Correction and Corner Fit

FP-Z8000 FP-Z6000

These features compensate for distortion arising from the projector being skewed vertically or horizontally relative to the screen. Each of the image's four corners can be adjusted separately via corner fit.

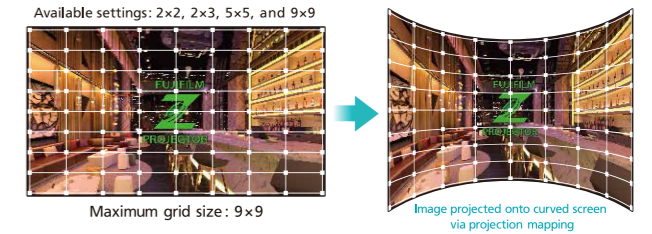


Warping Function

FP-Z8000

Image input can be easily warped for projection onto curved surfaces.

* Available only with FP-Z8000 projectors connected via USB to Windows computers running a dedicated application.



Edge Blending

FP-Z8000

Edge blending helps hide the joins when up to four FP-Z8000 projectors are used in combination to project a single larger image.

* Available only with FP-Z8000 projectors connected via USB to Windows computers running a dedicated application



High Resolution

Improved Color Reproduction

FP-Z8000 FP-Z6000

The Z-projector boasts a wide variety of customizable controls — including settings for hue, saturation, color temperature, and seven-color tuning — that combine with blending to allow images to be displayed effectively using multiple projectors.

Support for 4K Input (3840 x 2160, 60p)

FP-Z8000 FP-Z6000

The Z-projector supports 4K signals input via HDMI, HDBaseT, or DisplayPort connections.

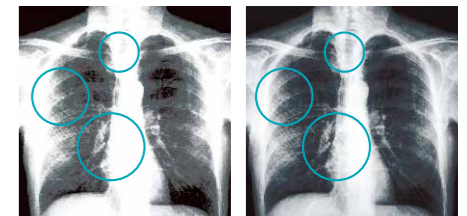
* 4K images are resized to the projector's resolution of 1920x1080.



DICOM Simulation Mode

FP-Z8000 FP-Z6000

A DICOM simulation mode has been added to picture settings for clearer reproduction of medical images such as X-rays or MRIs. This feature can be used for conferences or research.



* The projector is not a medical device. Do not use for consultations

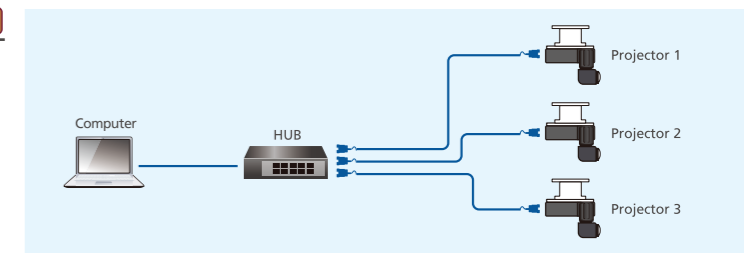
DICOM simulation mode

Network

Centralized Management for Multiple Projectors

FP-Z8000 FP-Z6000

Both models are compatible with PJLINK and Crestron's RoomView® projector control standards, allowing simultaneous networkbased control of multiple projectors of different models and makes. Furthermore, only FP-Z8000 supports AMX's Device Discovery.

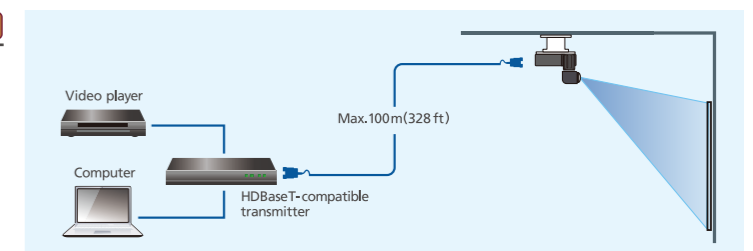


HDBaseT for Long-Distance Connections

FP-Z8000 FP-Z6000

The projector supports HDBaseT for image signals transmitted via an Ethernet cable. Images can be sent up to 100m (328 ft), easing transmission over long distances.

* An HDBaseT-compatible transmitter (TX) and Category 5e or better STP Ethernet cable are required.





Direct On/Off

FP-Z8000 FP-Z6000

Without ever touching the controls, our projectors can turn on and start projecting whenever the system to which they are connected powers up, making it easier for those in charge of exhibitions or the like to start and end the show.

SPECIFICATION

Principal Specifications

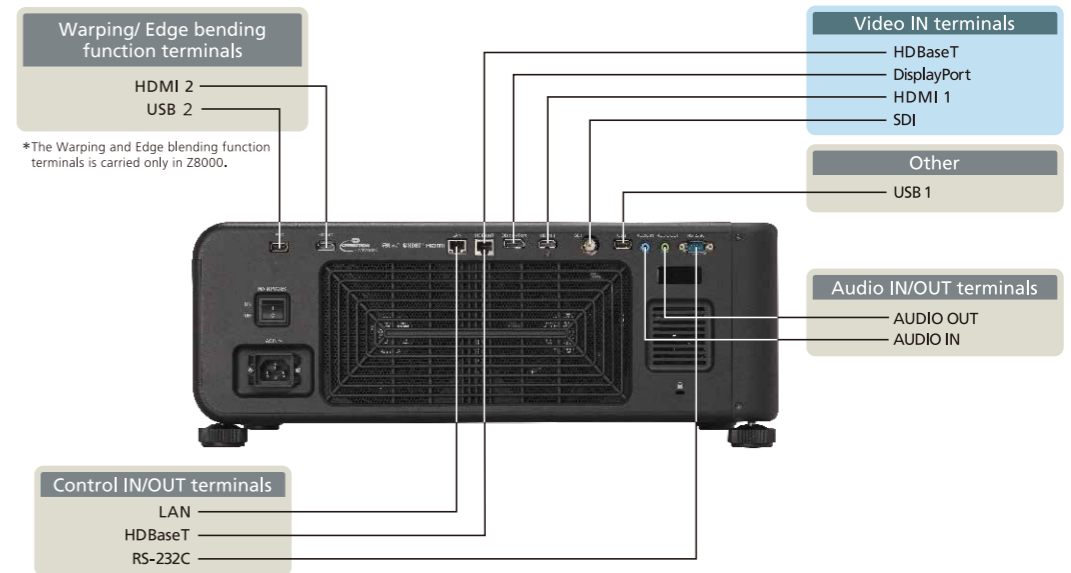
| | | | | |
|-----------------------------------|--------------------------|--|--------------------------------------|---|
| Model name | |   | | |
| DLP chip | Size | 0.67 in, 16:10 aspect ratio | | |
| | Display method | 1 Chip DLP | | |
| | Resolution | 2,304,000 pixel (1920 x 1200) | | |
| Lens | Type | Folded two-axial rotatable lens | | |
| | Shift | Electrical: Vertical $\pm 70\%$, Horizontal $\pm 35\%$ | | |
| | Zoom | Electrical: x1.0-x1.1 | | |
| | Throw ratio (TR)*1 | 0.34 (Wide)-0.37 (Telephoto) | | |
| | Focal length | f=5.0mm (Wide)-5.5mm (Telephoto) | | |
| | F No. | F2.3 (Wide)-F2.39 (Telephoto) | | |
| Keystone correction range | | Vertical $\pm 5^\circ$ / Horizontal $\pm 5^\circ$ | | |
| Light source | | Laser diode | | |
| Brightness [ANSI lm*2] | | 8,000 lm | 6,000 lm | |
| Light source life*3 | | Up to about 20,000 hours | | |
| Contrast ratio*4 | | 12,000:1 | | |
| Projected image size | | 70-300 inches | | |
| Speaker | | 10W x 1 | | |
| Maximum display resolution(WxH) | | WUXGA 1920 x 1200 | | |
| Terminals | Video IN terminals | HDMI 1 IN | TypeA | HDMI 2.0 (Compatible with HDCP 2.2, Accept 3840 x 2160 60P Input) |
| | | DisplayPort IN | DisplayPort 20pin | Display Port1.2 (Compatible HDCP 1.3, Accept 3840 x 2160 60P Input) |
| | | SDI IN | BNC | 3G/HD/SD SDI Input |
| | | HDBaseT IN | RJ-45 | for video/audio/connection control (Accept 3840 x 2160 60P Input) |
| | Control IN/OUT terminals | LAN | RJ-45 | for network connection (10BASE-T/100Base-TX) |
| | | HDBaseT | RJ-45 | for projector connection control |
| | | RS-232C | D-Sub 9Pin | for projector connection control |
| | Audio IN/OUT terminals | AUDIO IN | 3.5mm stereo mini jack | |
| | | AUDIO OUT | 3.5mm stereo mini jack | |
| | Others | USB 1 | TypeA | for maintenance, DC 5V 1.5A(Max) |
| Warping / Edge blending function | | HDMI 2 IN | TypeA | HDMI 1.4 (Compatible with HDCP 1.4, Audio input not supported) |
| | USB 2 | TypeA | for warping / edge blending function | |
| Power supply | | AC 100-120V, AC 220-240V 50/60Hz | | |
| Power consumption | | 1020W Normal:960W, Eco:620W | 642W Normal:604W, Eco:386W | |
| Power consumption(during standby) | | Approx.0.5W, Network standby Approx.3.0W | | |
| Dimensions | | 460mm (W) x 510mm (D) x 162.5mm (H) (excluding adjustable feet) | | |
| Weight | | Approx.18.4 kg (40.6 lb) | Approx.17.5kg (38.6 lb) | |
| Noise Level*5 | | Normal:43dB, Eco:40dB | Normal:41dB, Eco:38dB | |
| Operation environment | Operating temperature | 0-40°C (32-104°F) | | |
| Accessories included | | Power cord 3.0m (9.8ft) Power cord lock Lens cap Remote control Remote control battery (AAA type x2) Basic manual | | |

*1 The "throw ratio" is the throw distance divided by the screen width.
 *2 The average value for this model at shipment, according to ANSI standards.
 *3 The estimated time taken for brightness to drop by half. Varies with the operating environment and conditions of use.
 *4 Assumes that dynamic contrast ratio is on.
 *5 The average value for this model at shipment.
 * Product specifications and appearance are subject to change without advance notice.

• Optional accessories: ceiling mount, dedicated storage case
 ■ The projectors are Class 1 laser products. Do not look directly into the beam. ■ PJ Link is a trademark registered in Japan, the United States, and other countries. ■ HDBaseT, the HDBaseT logo, and the HDBaseT Alliance are trademarks in Japan and other countries. ■ DLP and the DLP logo are registered trademarks of Texas Instruments. ■ HDMI is a trademark or registered trademark of HDMI Licensing LLC in the United States and other countries. ■ Crestron, Crestron RoomView, Crestron Connected, and the Crestron Connected logo are registered trademarks of Crestron Electronics, Inc. in the United States. ■ AMX are registered trademarks of Harman Professional, Inc. in the United States.

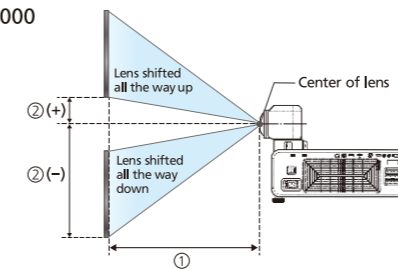
Interface Connectors

FP-Z8000/FP-Z6000



Projection Distance

FP-Z8000/FP-Z6000

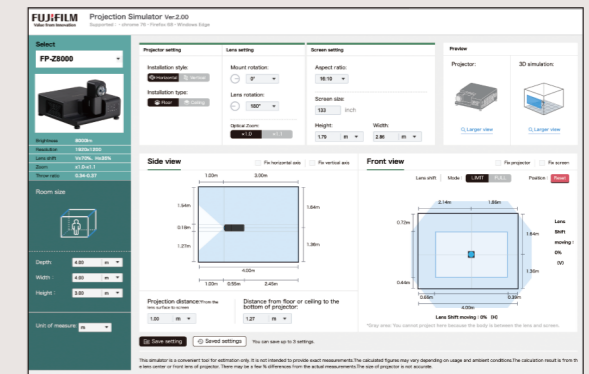


Projection Distances

| Screen dimensions (16:10) | | ① Projection distance (cm) min.-max. zoom | ② Vertical shift (cm) lowest to highest |
|---------------------------|------------|---|---|
| Diagonal (in.) | W x H (cm) | | |
| 70 | 151 x 94 | 50 - 55 | -113 - 19 |
| 80 | 172 x 108 | 58 - 64 | -129 - 22 |
| 90 | 194 x 121 | 65 - 72 | -145 - 24 |
| 100 | 215 x 135 | 72 - 80 | -162 - 27 |
| 120 | 258 x 162 | 87 - 96 | -194 - 32 |
| 150 | 323 x 202 | 109 - 121 | -242 - 40 |
| 200 | 431 x 269 | 147 - 161 | -323 - 54 |
| 250 | 538 x 337 | 184 - 202 | -404 - 67 |
| 300 | 646 x 404 | 221 - 243 | -485 - 81 |

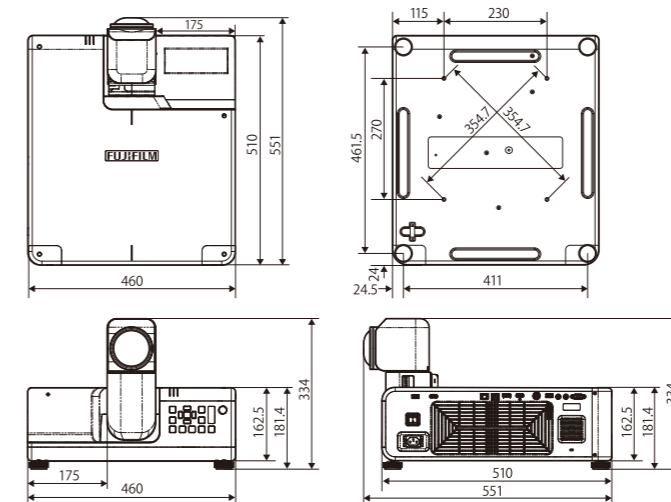
Projection Simulator

More details on projection distance are available via a simulator on the FUJIFILM website:
<https://optics.fujifilm.com/projector/simulator/en.html>



External Dimensions

FP-Z8000/FP-Z6000



Lens Shift Range

FP-Z8000/FP-Z6000

